

Health Professions Council

Annual Report

To the

**Governor
Lieutenant Governor
Speaker of the House of Representatives**



February 1, 2017

*Board of Nursing
Board of Pharmacy
Texas Medical Board
Office of the Governor
Texas Optometry Board
Board of Dental Examiners
Funeral Service Commission
Board of Chiropractic Examiners
Board of Examiners of Psychologists
Board of Physical Therapy Examiners
Board of Podiatric Medical Examiners
Board of Veterinary Medical Examiners
Board of Occupational Therapy Examiners
Department of State Health Services, Professional Licensing and Certification Unit*



TEXAS HEALTH PROFESSIONS COUNCIL

Annual Report for Fiscal Year 2016

An Efficient Model for Licensing and Regulation

Members

Katherine Thomas

Board of Nursing

Gay Dodson

Texas State Board of Pharmacy

Vacant

Texas Medical Board

Kelly Parker

Texas State Board of Dental

Examiners

Vacant

Texas State Board of Veterinary

Medical Examiners

Darrel Spinks

Texas State Board of Examiners of

Psychologists

John Maline,

Executive Council of Physical

Therapy and Occupational

Therapy Examiners

Hemant Makan

Texas State Board of Podiatric

Medical Examiners

Patricia Gilbert

Texas Board of Chiropractic

Examiners

Chris Kloeris

Texas Optometry Board

Janice McCoy

Texas Funeral Service Commission

Timothy Speer

Department of State Health

Services

Kara Holsinger

Office of the Attorney General

Vacant

Governor's Office

Staff

John Monk, *Administrative Officer*

Rita Ybarra, *Administrative Asst*

Dan Fletcher, *Website Admin*

Angie Berumen, *Database Admin*

James Kocurek, *Database Admin*

Richard White, *Systems Analyst*

Chris Gregory, *Systems Analyst.*


The Texas Health Professions Council (HPC) provides a unique solution for the multiple challenges of state regulation of health professions. The State of Texas created HPC to achieve the benefits of consolidation without sacrificing, the quality, independence, accessibility and accountability of independent health licensing and regulatory agencies. Originally, established in 1993, the Council has a membership of 15 agencies that represent over 45 professional licensing boards, certification programs, documentation programs, permit programs or registration programs; the Office of the Attorney General and the Office of the Governor. Executive Directors of each of the member agencies actively participate. Through this collaborative effort, the HPC has realized economies of scales in the areas of Information Technology, human resources and staff training. The HPC fosters a spirit of cooperation between agencies striving to achieve regulatory best practices and better serve their respective constituencies.

Table of Contents

The Framework for the Health Professions Council.....	1
Economies of Scale.....	3
Regulatory Best Practices.....	7
Responsiveness.....	10
Future Opportunities.....	12
Regulatory Cost Comparison between Texas and Florida.....	13
Health Professions Council Administrative Office Budget.....	14

Appendices

- Appendix A – Agencies Reports on Disciplinary Action Data
- Appendix B – Agencies Reports on Fees Collected (SB 1058 81st Reg Req)
- Appendix B – Agencies Reports on Expenses (SB 1058 81st Reg Req)
- Appendix C – Agencies Reports on Unfunded Needs (SB 1058 81st Reg Req)
- Appendix D – Agencies Reports on Number of Persons Regulated by County*



TEXAS HEALTH PROFESSIONS COUNCIL

Annual Report for Fiscal Year 2016

An Efficient Model for Licensing and Regulation

Framework


MEMBERS

For over twenty years, the Texas Health Professions Council (HPC) has provided a unique solution for the multiple challenges of state regulation of health professions. The State of Texas in 1993 created the Health Professions Council to achieve the potentially desirable outcomes of consolidation of small independent health licensing and regulatory agencies without sacrificing the quality, independence, accessibility and accountability of individual boards.

Members: The Council consists of one representative from each of the following:

- (1) the Texas Board of Chiropractic Examiners;
- (2) the State Board of Dental Examiners;
- (3) the Texas Optometry Board;
- (4) the State Board of Pharmacy;
- (5) the Texas State Board of Podiatric Medical Examiners;
- (6) the State Board of Veterinary Medical Examiners;
- (7) the Texas Medical Board;
- (8) the Texas Board of Nursing;
- (9) the Texas State Board of Examiners of Psychologists;
- (10) the Texas Funeral Service Commission;
- (11) the entity that regulates the practice of physical therapy;
- (12) the entity that regulates the practice of occupational therapy;
- (13) the Texas Department of State Health Service's Professional Licensing and Certification Unit
- (14) the Governor's office.
- (15) the Office of the Attorney General

The Council elects from its members a presiding officer and an assistant presiding officer to conduct the business of the Council. Continuing in their leadership roles, the presiding officer (Chair) is Hemant Makan, Executive Director from the Texas State Board of Podiatric Medical Examiners The assistant presiding officer (Vice-Chair) is Chris Kloeris, Executive Director for the Texas Optometry Board. Council officers serve two-year terms ending August 31 of odd numbered years.



TEXAS HEALTH PROFESSIONS COUNCIL

Annual Report for Fiscal Year 2016

An Efficient Model for Licensing and Regulation

STATUTORY REQUIREMENTS

The Health Professions Council was created on the recommendation of the Texas Sunset Commission to achieve the efficiency and effectiveness goals of consolidation while avoiding the creation of a new bureaucracy. Repeated efforts to consolidate boards under one agency had received varied support while generating heated opposition from the professional associations. Experience in other states had shown that large umbrella agencies sometimes failed to meet the perceived benefits and desired objectives of improved consumer service and decreased costs (fig 1). Problems of consolidation included increased response time for services, decreased quality of services, lack of expertise in regulated professions, and decreased disciplinary actions against licensees. This cooperation has achieved the results of consolidation without the associated costs and upheaval.

The Council has mitigated problems of competition and conflict among the licensed professions by fostering an atmosphere of communication and cooperation. It has provided a forum for discussion of issues and allowed a coordinated response to legislative issues when requested by elected officials. The Council has no authority over member agencies.

STAFFING/FUNDING

The Health Professions Council employs a small staff (currently only 7 FTEs are assigned to the agency), to coordinate and or complete the tasks of the Council. The HPC staff is organized as a separate state agency (#364). Its staff report to the Council directly through supervision of its manager, the Administrative Officer, by the Council Chair. The Council utilizes its staff, along with committees consisting of staff from member agencies to carry out its activities. The Council is funded entirely by transfer of funds from member agencies. A rider in the biennial appropriations bill specifies prorated amounts. Agencies continue to offer written support for the Council in their individual Legislative Appropriations Requests.

Statutory language provides for the participating agencies to be collocated in the William P. Hobby Building at 333 Guadalupe St. to facilitate resource sharing. The remaining agencies are housed at the Department of State Health Services.



TEXAS HEALTH PROFESSIONS COUNCIL

Annual Report for Fiscal Year 2016

An Efficient Model for Licensing and Regulation

Economies of Scale


INFORMATION TECHNOLOGY SHARING

The Council has developed areas to realize cost savings across agencies. These economies of scale have been found primarily in the area of information technology. Other areas that undergo regular review to ensure best practices are incorporated in all of the regulatory agencies that the Council supports include Human Resources, accounting and finance, and employee training.

Employees benefit through increased training opportunities, access to employee assistance programs, and opportunities to refine job skills as administrative sharing allows greater staff specialization. The Council network provides opportunities for communication, shared expertise and joint problem-solving.

Web Administrator Position: During the 83rd Regular Session the Legislature approved the funding for a Web Administrator. The position has been used as designed to update the web infrastructure, design and security for all of the participating agencies. The position was filled in September of 2013 and work began in earnest. The Council continues to see improvement in the agency websites both from a security and content standpoint. Agencies that have recently completed Sunset Reviews that included website updates have been prioritized to ensure compliance with the recent recommendations.

Gartner Security Project: In December of 2013 the Council agreed to participate in a program with the Department of Information Resources that provides a comprehensive analysis of the state of information technology security. The study provided the agencies with an in depth look at their current IT security, and provide best practices and any gap analysis the analysts discover. This service, using experts from Gartner Inc, would have been impossible from a cost standpoint if it were not for the agreement with DIR. The study was completed in the spring of 2014. The agencies met and determined that it would begin to implement the recommendations that had the highest impact and could fit within their current budget. The Council has been unsuccessful in securing an additional Full Time Equivalent to implement the remaining recommendations. The Council will request additional funding for the position in the next Legislative Session. Past success with the current ITSS framework that the Council takes their mission seriously by providing the most benefit at the lowest cost.



TEXAS HEALTH PROFESSIONS COUNCIL

Annual Report for Fiscal Year 2016

An Efficient Model for Licensing and Regulation

Shared Database System: The database system has been up and running since May 31, 2011 although work began in 2009. With any large scale system start up, the agencies participating in the Shared Solution experienced many challenges. The Council continues to work with the vendor to resolve issues that arise.

In Fiscal Year 2013 the agencies began the process of adding the Texas Funeral Service Commission to the database. That implementation is complete and the Texas Funeral Service Commission is online. This implementation another example of HPC responding to the changing environment of government regulation. Serving the needs of the State of Texas is at the core of our mission. The Council saw minimal interference with the agencies that are currently on the database system.

In Fiscal Year 2016 a complete update of the database software and infrastructure was completed. This upgrade added much needed improvements to various aspects of the system. First, the upgrade was completed in the cloud using Amazon Web Based Services. This allows for virtually no downtime related to system overloads, maintenance or other power outages. Further, it allows for a level of redundancy that had been steadily deprecated as various vendors took over the previous system in the state data center. Last, it allows the proprietors of the system to manage maintenance and repair and eliminates an additional level of bureaucracy that existed within the state datacenter. By having staff that are versed in the proprietary system, the Council will be able to manage any other agencies that need database services in the future.

Information Technology Sharing: The Council regularly studies the resources and needs of member agencies for Information Technology support. In light of the aforementioned Gartner Report, the Council has requested one additional Full Time Equivalent. The Council found that although some of its larger members (the Medical Board, the Board of Pharmacy, and the Board of Nursing) had resources devoted to meet its Information Technology support needs (or at least to address their needs in a prioritized fashion), some of the other smaller members struggled to meet their needs. The Gartner Report further supported that assertion.

The Council created a Shared Services Committee and assigned that committee to investigate models to provide member agencies the most efficient IT support possible. The Committee developed a program that facilitates sharing of information technology knowledge and resources among all of the member agencies in the Hobby building through its Technology Committee. In addition to the Regulatory Database Program, this program also utilizes staff, our own and one from the Texas Optometry Board to provide direct ongoing support services to twelve (12) of the smaller member agencies in the Hobby Building. The staff positions are funded through contributions from the agencies. This program has been operating since November 1, 2003.



TEXAS HEALTH PROFESSIONS COUNCIL

Annual Report for Fiscal Year 2016

An Efficient Model for Licensing and Regulation

For the Eighty Fourth Legislative Session (84th Reg), the Council requested additional funding for an additional Systems Support Analyst. The goal of this shared position is to address the recommendations of the Gartner Report. In today's technological environment, infrastructure and websites are under constant attack. Therefore, being able to respond to those attacks are critical. Based on the Council's success with the ITSS program, agencies are confident that their website upgrades will be a success.

HUMAN RESOURCES PROGRAM

The Human Resources Committee studied the needs of member agencies to determine what, if any, assistance the Council staff could provide in the area of Human Resources. The Council has developed a program to take a role in the HR functions of member agencies. The recommended program includes the basic job tasks of a Human Resource Specialist I. Specifically, it allows for the coordinating and processing of newly hired and terminating employees. It also includes the administration of employment screenings, evaluation of candidates and background checks. Until a time that the Council determines a need for a full time FTE to fulfill the position, the Council continues to provide various services. As Human Resources issues become more complex, the agencies will review the needs for HR professionals at the Council.

TRAINING OPPORTUNITIES

The member agencies share training opportunities for member agencies. One member agency staff member from the Board of Nursing offers new employee EEO training. HPC staff handle the coordination and documentation of the training. HPC provides a regular forum for the Employee's Retirement System staff to give presentations to member agency employees on investments through the Citistreet program.


HPC also works with the National Certified Investigator/Inspector Training (NCIT) program of the Council on Licensure, Enforcement, and Regulation (CLEAR) to provide training locally approximately once a year, providing the highest quality training at the lowest possible cost for HPC members and other state agencies employing investigators. Periodically, throughout the year CLEAR provides remote access training through the use of webinars. HPC has regularly provided access to these webinars on behalf of the members. The training is part of the Council's performance measures.

Courier Services: The Texas Medical Board (TMB) coordinates the sharing of a courier service with all of the member agencies in the Hobby building to facilitate movement of priority communication, and deposits, etc. with the Comptroller's office. TMB coordinates the contract, pays the vendor, and bills agencies based on use. Other non-HPC member small state agencies located in the Hobby building participate in this sharing as well.



TEXAS HEALTH PROFESSIONS COUNCIL
Annual Report for Fiscal Year 2016
An Efficient Model for Licensing and Regulation

Legislative Tracking: HPC member agencies have worked together to improve member agencies' Legislative Tracking. Smaller agencies that could not afford to purchase the services of Legislative Tracking Services, such as Texas Legislative Service or Gallery Watch, have gained access to that service at a much lower cost by sharing the service.



TEXAS HEALTH PROFESSIONS COUNCIL

Annual Report for Fiscal Year 2016

An Efficient Model for Licensing and Regulation

Regulatory Best Practices

AREAS OF SHARED INTEREST

The Council regularly brings new topics for members to discuss and review. This allows new ideas and practices to be thoroughly vetted prior to implementation. This saves both time and money. By allowing all agencies access to the expertise of both large and small agencies, ideas are reviewed with a depth of knowledge not often found in a single umbrella agency structure. This cooperation requires little, if any, additional appropriations or significant time commitments from any single agency and the results are available to all of the member agencies. The Council meetings serve further as a forum for member agency Executive Directors to identify common issues faced in licensing and regulation, share perspectives, and often move toward consistent policy stances.


Below are examples where agencies have found opportunities to implement regulatory best practices.

Improved Customer Service: The Council has also created a resource list of member agency staff that can communicate in languages other than English. Member agencies have agreed to share staff when it is needed to communicate effectively with customers.

Board Member Training Program: The Council has established a training program for the governing bodies (boards) of member agencies. The training has been compiled into a training manual. Each agency must customize the basic training program to include agency/board specific information. The training manual is updated every two years, following the Regular Legislative session.

Policy and Procedure Development: In the past the Council, through its committees has developed model policies and procedures for risk management, disaster recovery, and workforce policy/procedures. When new reporting requirements are mandated member agency staff meet on an ad hoc basis to review the requirements and instructions. As a group, they clarify expectations and seek further clarification to facilitate quality reporting.

Minimum Data Set: The Statewide Health Coordinating Council's recommends that the licensing boards for those professions named should change their licensing forms and data systems to include the collection of the minimum data set on an annual or biennial basis. During the 80th Regular Session significant progress was made in this direction. Council staff is worked diligently with the HPRC and DIR to implement the provisions of the Minimum Data Set. After the planned Regulatory Database System becomes operational only one agency will rely significantly on DIR to retain MDS information.




TEXAS HEALTH PROFESSIONS COUNCIL

Annual Report for Fiscal Year 2016
An Efficient Model for Licensing and Regulation

Peer-to-Peer Sharing/General Sharing: Member agencies back up each other in administrative functions such as accounting, purchasing, and payroll. These back up arrangements are typically short term in nature, such as for occasions when employees are out on illnesses, vacations or other short terms. However, in some cases, agencies may provide these services to one another for longer periods of time (such as for an extended vacancy) with or without compensation through interagency contract.

Agencies with certified purchasers assist agencies that are too small to have staff on board with such expertise through a "purchasing pool." Member agency employees consult with one another, peer to peer, throughout the administrative and regulatory departments and divisions. There is a cost savings to member agencies when their staff share their efforts that cannot be specifically calculated. For example, agency financial staff routinely consult each other when preparing major financial reports such as the Annual Financial Report and the Legislative Appropriations Request. As a result of this relationship between member agency staff, reports are completed quicker, procedures are developed more efficiently, and other state agencies enjoy a reduction in inquiries and clarifications on required reports and procedures. HPC member agencies embrace the spirit of cooperation within the Health Professions Council. The larger member agencies often allow their staff to assist smaller agencies with tasks that the larger agencies are better equipped to handle. Although it cannot be quantified, it is expected that the assistance provided by larger agencies has prevented smaller agencies from having to request additional funding for staff to handle the routine administrative requirements of being a state agency.



TEXAS HEALTH PROFESSIONS COUNCIL

Annual Report for Fiscal Year 2016

An Efficient Model for Licensing and Regulation

Responsiveness


The Health Professions Council serves a wide variety of constituents. First and foremost it serves the citizens of Texas. The shared toll-free complaint line directly benefits consumers who can place one toll-free call to obtain information or initiate a complaint against any licensed health professional. Many consumers lack information necessary to determine which board to go to with their complaint. The greatest benefit to consumers is preservation of independent boards with specific expertise in investigation and resolution of consumer problems. Consumers and taxpayers benefit indirectly from improved efficiency and from cooperation among agencies, which produces cooperative rulemaking and less reliance on the administrative law system to resolve conflicts. Licensees benefit from retention of independent boards, which are more responsive and accessible to licensees, and from increased efficiency of the agencies. As more administrative tasks are shared, staff with specific expertise are more available to respond to needs of licensees and consumers. The Council goes to great lengths to ensure that all of their customers are served.

TOLL FREE COMPLAINT LINE

The Council operates a complaint system, which allows consumers to file complaints against any state-licensed health professional by calling one toll-free number. The shared complaint line improves effectiveness and efficiency by providing easy “one-stop” access for consumers and significant cost-savings for individual agencies. The 1-800 line receives an average of 2,250 calls per month, of those calls approximately 500 are routed to HPC staff. HPC receives a variety of inquiries. Many times the public is referred to one of our boards or to other state agencies. The cost of the system is shared by member agencies, which split the cost of equipment and lines and pay for long distance charges based on the percentage of calls assigned to each agency each month.

STATEWIDE FORUMS

The Council has assigned the Administrative Officer to represent HPC member agencies at meetings involving statewide forums. The Administrative Officer represents the views of member agencies in their licensing/regulatory role, generally. The Administrative Officer communicates back to the member agencies. Member agencies may increase their own participation in these forums, depending on the nature of the issues. The Council, through the HPC Chair also assigns member agencies to “outside” committees, as appropriate. Examples of the forums include the Department of Information Resources Occupational Licensing Steering Committee, and other workgroups and task forces. This approach allows member agencies to achieve representation and input into these processes.



TEXAS HEALTH PROFESSIONS COUNCIL
Annual Report for Fiscal Year 2016
An Efficient Model for Licensing and Regulation

Future Opportunities

The Health Professions Council's activities are mandated legislatively, identified by the Council to provide means for member regulatory agencies to coordinate administrative and regulatory efforts; or requested by various legislative entities or oversight bodies, such as the Governor's office, individual members of the Texas Senate or House of Representatives, the LBB, Comptroller's office, etc.

As agencies continue to align solutions with their own business processes there is a strong desire within the Council to anticipate future opportunities. As mentioned before the Council regularly reviews areas where agencies could improve services while still focusing on their core missions. In addition to expanding the Human Resources Pilot Program, the Council will work closely with the Governor's Office and the Legislative Budget Board to realize streamlined and consistent practices on behalf of the member agencies. Texas is growing rapidly, which indicates that the agencies will see increased workloads in the near future. Meeting the challenges of that increased workload is an opportunity the Council looks forward to in 2017.



TEXAS HEALTH PROFESSIONS COUNCIL
 Annual Report for Fiscal Year 2016
An Efficient Model for Licensing and Regulation

Health Professions Council - Administrative Office Budget	FY 2016 Budgeted
Board of Chiropractic Examiners	\$20,361
Board of Dental Examiners	\$257,118
Texas Medical Board	\$32,378
Board of Nursing	\$71,651
Executive Council of Occupational Therapy and Physical Therapy Examiners	\$33,527
Texas Optometry Board	\$27,715
Board of Pharmacy	\$331,400
Board of Podiatric Medical Examiners	\$13,401
Texas Department of State Health Services:	\$11,846
Board of Examiners of Psychologists	\$52,774
Board of Veterinary Medical Examiners	\$31,038
Texas Funeral Service Commission	\$43,845
Texas Board of Plumbing Examiners	\$130,658
Texas Board of Land Surveying	\$11,808
<u>Office of Public Insurance Counsel</u>	<u>6,641</u>
TOTAL MEMBER AGENCY TRANSFERS	\$1,076,161

Profession	TEXAS	Number ** of Licensees	Cost per Licensee	CALIFORNIA ***	Number of Licensees	Cost per Licensee	Comparison of California to Texas		
	FY2016* Estimated			Expenditures			Expenditures Difference	Number of Licensees	Cost per Licensee
Chiropractic	\$816,666	11,030	\$74.04	\$3,045,000	18,598	\$163.73	\$2,228,334	7,568	\$89.69
Dental	\$4,391,130	79,695	\$55.10	\$13,828,000	113,632	\$121.69	\$9,436,870	33,937	\$66.59
Medical (1)	\$14,408,306	88,163	\$163.43	\$66,509,000	175,666	\$378.61	\$52,100,694	87,503	\$215.18
Nurse & LVN	\$11,880,340	400,680	\$29.65	\$49,733,000	690,558	\$72.02	\$37,852,660	289,878	\$42.37
Optometry	\$465,838	4,541	\$102.58	\$1,753,000	7,976	\$219.78	\$1,287,162	3,435	\$117.20
PT/OT (2)	\$1,375,953	40,942	\$33.61	\$5,128,000	51,872	\$98.86	\$3,752,047	10,930	\$65.25
Pharmacy	\$7,536,666	100,488	\$75.00	\$19,350,000	123,556	\$156.61	\$11,813,334	23,068	\$81.61
Podiatric	\$295,958	2,119	\$139.67	\$860,000	2,393	\$359.38	\$564,042	274	\$219.71
Psychologists	\$913,915	9,435	\$96.86	\$4,468,000	22,556	\$198.08	\$3,554,085	13,121	\$101.22
Veterinarians	\$1,150,307	10,459	\$109.98	\$3,958,000	30,328	\$130.51	\$2,807,693	19,869	\$20.52
Totals	\$43,235,079	747,552	\$57.84	\$168,632,000	1,237,135	\$136.31	\$125,396,921	489,583	\$78.47

(1) For the purpose of comparison, the expenditures and number of licensees for California Acupuncture, Medicine, Osteopathic, and Physician Assistants are combined since they are combined in Texas.

(2) For the purpose of comparison, the expenditures and number of licensees for the California Physical and Occupational Therapy Boards are combined since they are combined in Texas.

* Source: This is an estimate of agency FY2016 expenditures from the agency's Operating Budget Section II.C.

** Source: Health Professions Council Annual Report, February 1, 2017

*** Source: 2014-2015 California Department of Consumer Affairs Annual Report

Profession	TEXAS			FLORIDA ***			Comparison of Florida to Texas		
	FY2016* Estimated	Number ** of Licensees	Cost per Licensee	FY2015 Expenditures	Number of Licensees	Cost per Licensee	Expenditures Difference	Number of Licensees****	Cost per Licensee
Chiropractic	\$816,666	11,030	\$74.04	\$1,145,250	9,124	\$125.52	\$328,584	(1,906)	\$51.48
Dental	\$4,391,130	79,695	\$55.10	\$3,751,897	56,283	\$66.66	\$(639,233)	(23,412)	\$11.56
Medical (1)	\$14,408,306	88,163	\$163.43	\$18,762,964	89,741	\$209.08	\$4,354,658	1,578	\$45.65
Nurse & LVN	\$11,880,340	400,680	\$29.65	\$16,311,070	410,431	\$39.74	\$4,430,730	9,751	\$10.09
Optometry	\$465,838	4,541	\$102.58	\$512,047	3,604	\$142.08	\$46,209	(937)	\$39.49
PT/OT (2)	\$1,375,953	40,942	\$33.61	\$2,030,171	42,006	\$48.33	\$654,218	1,064	\$14.72
Pharmacy	\$7,536,666	100,488	\$75.00	\$6,859,095	96,366	\$71.18	\$(677,571)	(4,122)	\$(3.82)
Podiatric	\$295,958	2,119	\$139.67	\$361,312	1,945	\$185.76	\$65,354	(174)	\$46.10
Psychologists	\$913,915	9,435	\$96.86	\$866,523	5,551	\$156.10	\$(47,392)	(3,884)	\$59.24
Totals	\$42,084,772	737,093	\$57.10	\$50,600,329	715,051	\$70.76	\$8,515,557	(22,042)	\$13.67

(1) For the purpose of comparison, the expenditures and number of licensees for Florida Acupuncture, Medicine, Osteopathic, and Physician Assistants are combined since they are combined in Texas.

(2) For the purpose of comparison, the expenditures and number of licensees for the Florida Physical and Occupational Therapy are combined since they are combined in Texas.

* Source: This is an estimate of agency FY2016 expenditures from the agency's Operating Budget Section II.C.

** Source: Health Professions Council Annual Report, February 1, 2017

*** Source: Florida Department of Health Division of Medical Quality Assurance Annual Report and Long Range Plan FY 2015-2016

**** Numbers in parentheses indicate how many additional licensees Texas has than Florida

Profession	TEXAS	Number ** of Licensees	New York ***			Comparison of New York to Texas			
	FY2016* Estimated		Cost per Licensee	FY2015 Budgeted	Number of Licensees	Cost per Licensee	Expenditures Difference	Number of Licensees****	Cost per Licensee Difference
Chiropractic	\$816,666	11,030	\$74.04	\$0	5,367	\$0.00		(5,663)	
Dental	\$4,391,130	79,695	\$55.10	\$0	29,712	\$0.00		(49,983)	
Medical (1)	\$14,408,306	88,163	\$163.43	\$0	111,757	\$0.00		23,594	
Nurse & LVN	\$11,880,340	400,680	\$29.65	\$0	381,785	\$0.00		(18,895)	
Optometry	\$465,838	4,541	\$102.58	\$0	3,330	\$0.00		(1,211)	
PT/OT (2)	\$1,375,953	40,942	\$33.61	\$0	44,591	\$0.00		3,649	
Pharmacy	\$7,536,666	100,488	\$75.00	\$0	25,503	\$0.00		(74,985)	
Podiatric	\$295,958	2,119	\$139.67	\$0	2,518	\$0.00		399	
Psychologists	\$913,915	9,435	\$96.86	\$0	13,593	\$0.00		4,158	
Veterinarians	\$1,150,307	10,459	\$109.98	\$0	11,000	\$0.00		541	
Totals	\$43,235,079	747,552	\$57.84	\$64,287,000	629,156	\$102.18		(118,396)	\$44.34

(1) For the purpose of comparison, the expenditures and number of licensees for New York Acupuncture, Medicine, Osteopathic, and Physician Assistants are combined since they are combined in Texas.

(2) For the purpose of comparison, the expenditures and number of licensees for the New York Physical and Occupational Therapy are combined since they are combined in Texas.

* Source: This is an estimate of agency FY2016 expenditures from the agency's Operating Budget Section II.C.

** Source: Health Professions Council Annual Report, February 1, 2017

*** Source: New York Office of the Professions <http://www.op.nysed.gov/prof/statistics/15reg.htm>

**** Numbers in parentheses indicate how many additional licensees Texas has than New York

Appendix A – Health Professions Council Disciplinary Data

Texas Board of Chiropractic Examiners
 Health Professions Council
 FY 2016 Annual Report

1. Total Number of Licensees & Registrants (As of August 31, 2016)	11,030
Doctors of Chiropractic - Active	5,196
Doctors of Chiropractic - Active, CE Deficiencies, Eligible to Renew	408
Doctors of Chiropractic - Suspended due to Discipline, Eligible to Renew	3
Doctors of Chiropractic - Probation due to Discipline, Eligible to Renew	15
Doctors of Chiropractic - Expired, Eligible to Renew	201
Doctors of Chiropractic - Inactive, Eligible to Renew	619
Chiropractic Radiologic Technologists – Active	78
Chiropractic Radiologic Technologists – Expired, Eligible to Renew	32
Chiropractic Clinics (Facilities) – Active Registration	4,152
Chiropractic Clinics (Facilities) – Expired, Eligible to Renew	326

2. Number of New Licenses or Registrations Issued	757
Doctors of Chiropractic	273
Chiropractic Radiologic Technologists	8
Chiropractic Clinics (Facilities)	476

3. Numbers of Licenses or Registrations Renewed	10,504
Doctors of Chiropractic – Active Renewal	5,748
Doctors of Chiropractic – Inactive Renewal	675
Doctors of Chiropractic – Suspension Renewal	1
Chiropractic Radiologic Technologists (Rad Techs)	71
Chiropractic Clinics (Facilities)	4,009
Percentage of Active DC's Renewing Licenses Online	81.42%

4. Jurisdictional Complaints Received or Re-Opened	296
Total Number of Complaints Received	305
Less: Number of Non-Jurisdictional Complaints Received	9

5. Jurisdictional Complaints Resolved	341
Percent of Jurisdictional Complaints Resolved with Disciplinary Action	40.18%
Average Time to Resolve a Jurisdictional Complaint	258.9 Days

6. Jurisdictional Complaints Resulting in Disciplinary Action	137
Licenses Revoked or Surrendered in Lieu of Revocation	12
Licenses Suspended, No Probation	1
Licenses Suspended, Probation	2
Licenses Suspended, Probation Plus Fine/Stipulations	4
Cease & Desist Orders Issued	58
Fine Plus Stipulations	10
Fine Only	29
Formal Letter of Reprimand Plus Fine/Stipulation	1
Formal Letter of Reprimand Only	15
Stipulations	0
Additional CE Requirements	5

7. Types of Complaints Received in FY16	
Lack of Diligence or Gross Inefficient Practice	32
Unprofessional Conduct (Fraud, Sexual Misconduct, Billing for Services Not Rendered, Solicitation, Over-Treating/Over-Charging, Patient Abandonment)	89
Practicing Outside Scope of Practice	6
Advertising	19
Criminal Conviction	12
Practicing Chiropractic without a License or with an Expired License OR Operating a Facility without a Registration or with an Expired Registration	78
Failure to Comply with a Board Order	5
Failure to Report Change of Address	8
Failure to Furnish Records or Maintain Adequate Records	19
Default on Student Loan	6
Other	19

** Note: Some complaints allege a combination of the above categories. For accounting purposes, each complaint is only counted once above.

Appendix C – Health Professions Council
 Unfunded Needs of the Agency
To comply with Section , SB (Regular)

Agency	() any unfunded needs of the agency
Chiropractic	<p>Funding for salary enhancement for Investigator III (3 FTE's) Enforcement Direct. Midpoint of range for Investigator III is \$45, 024 yr. \$12,000 plus \$180 (1.5%)</p> <p>Funding for 1 FTE, Certified Fraud Investigator III-\$45,000 plus \$657 (1.5%)</p> <p>Funding for Travel \$2,000 per year Enforcement Direct.</p> <p>Funding to restore baseline funding \$62, 423. The TBCE requests the restoration of the 4% baseline reduction.</p>

Note: Please see the TBCE Legislative Appropriations Request (LAR) for more information on these immediate unfunded needs. Long term needs are discussed in the TBCE Strategic Plan.

**TEXAS FUNERAL SERVICE COMMISSION
HPC ANNUAL REPORT
FISCAL YEAR 2016**

Number of individuals regulated by the agency	4,929
Number of facilities regulated by the agency	1,553
Number of new individual licenses	370
Number of new facility licenses	86

Jurisdictional complaints received, by classification

Cemetery Issues	2
Crematory Issues	6
Licensing Issues	11
Service Issues	95
Vital Statistics	10
Inspection	20
<hr/> Total	144

Non-jurisdictional complaints referred to another agency (TDI, TDB) 32

Jurisdictional complaints resolved, by resolution type

Administratively Closed – No Violation	110
Administrative Penalty	18
Agreed Order – Probation	0
Agreed Order – Payment Plan	4
Compliance Served	5
Dismissed	1
Revocation of License	0
Suspended (Cease & Desist)	2
Miscellaneous	5
SOAH – Commission Agreed Order	0
SOAH – Commission Administrative Penalty	1
SOAH – Commission Order Other	0
SOAH – Commission Order to Dismiss	0
SOAH – Commission Order to Revoke	0
SOAH – Miscellaneous Closure by Agency	0
<hr/> Total	146

Non-jurisdictional complaints referred to another agency (TDI, TDB) 26

Fees collected by the agency for FY 2016

Professional Fees	1,635,976
Administrative Penalties	40,140
<hr/> Total	<hr/> \$1,1,676,116

Expenses of the agency for FY 2016

Salaries & Wages	572,145
Other Personnel Costs	62,111
Professional Fees and Services	33,087
Consumables	4,079
Utilities	1,989
Travel	38,594
Rent – Building	596
Rent – Machine and Other	3,186
Other Operating Expenses	100,138
<hr/> Total	<hr/> \$816,217

Statutory Authority: Texas Occupations Code Chapter 651

Texas Medical Board – FY 16

1.	Total number of licensees:	#	#	88,163
#	#	Physicians:	78,441	#
#	#	Acupuncturists:	1,230	#
#	#	Physician Assistant:	8,050	#
#	#	Surgical Assistant:	442	#
#	#	#	#	#
2.	Total number of new licenses issued:			5,094
#	#	Physicians:	4,093	#
#	#	Acupuncturists:	75	#
#	#	Physician Assistant:	891	#
#	#	Surgical Assistant:	35	#
#	#	#	#	#
3.	Total number of renewal licenses issued:			50,487
#	#	Physicians:	41,020	#
#	#	Acupuncturists:	1,196	#
#	#	Physician Assistant:	8,027	#
#	#	Surgical Assistant:	244	#
4.	Total number of complaints received:		7,821	
5.	Total number of investigations opened:			1,891
	Physicians:		1,662	
	Acupuncturists:		16	
	Physician Assistant:		63	
	Surgical Assistants:		3	
	Other:		147	
6.	Total number of investigations completed:			1,911
	Physicians:		1,733	
	Acupuncturists:		11	
	Physician Assistant:		56	
	Surgical Assistant:		2	
	Other:		109	
7.	Total number and types of board-approved disciplinary actions taken:		337	

2016

	<u>Physician</u>	<u>Acupuncturists</u>	<u>Physician Assist.</u>	<u>Surgical Assist.</u>
Temporary Suspension & Restriction	20	0	3	0
Revocation/Surrender	52	0	6	0
Suspension	24	0	2	0
Restriction	146	0	8	0
Reprimand	31	0	1	0
Administrative Penalty	4	0	0	0
Cease and Desist	22	1	0	0
Licensed with Conditions	12	1	3	0
Licensed Denied following SOAH Hearing	1	0	0	0
Total number of disciplinary actions	312	2	23	0

8. Total number and types of remedial plans: **261**

2016

	<u>Physician</u>	<u>Acupuncturists</u>	<u>Physician Assist.</u>	<u>Surgical Assist.</u>
Remedial Plans	208	0	9	0
Licensure Remedial Plans	30	0	0	0
Total Remedial Plans	238	1	9	0

Statutory Authority: *Physicians-Texas Occupations Code Annotated, Chapter 164*
Physicians Assistants-Texas Occupations Code Annotated, Chapter 204
Acupuncturists-Texas Occupations Code Annotated, Chapter 205

Note: SB202 license types (Perfusionists, Medical Physicists, Medical Radiologic Technologists and Respiratory Care Practitioners) transferred during FY 2016 will be reported in FY 2017.

ADDENDUM B

Annual Report of Non-Financial Data DECEMBER 2016

**Texas Medical Board (TMB)
Complaints Received and Complaint Disposition By Type
Fiscal Year '16**

Under the requirements of SB 104 (78R), TMB is required to submit a report each fiscal year that “provides aggregate information about all complaints received by the board categorized by type of complaint, including administrative, quality of care, medical error, substance abuse, other criminal behavior, and the disposition of those complaints by category.” (VTCA, OCCUPATIONS CODE §154.002). This report includes all complaints that were conducted under the provisions of SB 104 for licensed physicians and have been resolved from 9/1/15 through 8/31/16.

In preparing this report, the Board identified eight categories of complaints (including the five listed above) and their final dispositions. Within each of the eight complaint categories is a list of the associated violations (as provided by the Medical Practice Act) that fall within that category. This report includes only the primary allegation for each complaint at the time of the board action concerning the complaint, and does not include secondary allegations of violations that may be associated with a complaint. For dismissed cases, this is determined by the primary allegation at the time the investigation was filed. For cases with action, this is determined by the primary violation identified as the reason for the action.

Complaint Categories with Associated Violations of the Medical Practice Act

1. Administrative	2. Violation of Law/Criminal Behavior
Failure to release medical records	Unlicensed practice of medicine
Failure to report liability claims to the board	Operating an unlicensed pharmacy
Commits a rule violation-general	Conviction of felony or misdemeanor of moral turpitude
Fails to change address with the board	Performing a criminal abortion
CME	Violation of state or federal law connected
Failure to keep drug records	with physician's practice
	Failure to sign a death certificate
3. Medical Error-	4. Mental/Physical Impairment-
Medical Errors	Illness
	Mental Impairment
	Physical Impairment
	Adjudged to be of unsound mind
5. Quality of Care	6. Disciplinary action by peers, another state, or military
Fails to keep proper medical records	Peer Review
Violates Rule 170-pain management rule	Discipline by another state
Improper Delegation	Discipline by the military
Failure to supervise delegates	
Delegation to an unqualified person	
Practice inconsistent w/public health & welfare	
Recurring health care liability claims	
Prescribing to a habitual user	
Non-therapeutic prescribing or treatment	
Prescribing in a manner inconsistent with public health and welfare	

7. Substance Abuse	8. Unprofessional Conduct-
Substance Abuse, incl. drunkenness and drug abuse	False, misleading or deceptive advertisement
	Failure to provide explanation of fees
	Solicitation of patients
	False or fraudulent billing
	Breach of confidentiality
	Failure to report a physician who poses a threat to the public
	Failure to comply with a board subpoena
	Fraud on application, taking a licensure exam, etc.
	Impersonating a physician or physician allowing impersonation
	Employing a person whose medical license is cancelled, suspended or revoked
	Associating in medical practice with a person whose medical license is cancelled, suspended or revoked OR who is unlicensed
	Aiding or abetting in the unlicensed practice of medicine
	Performs an abortion on a minor without parental consent
	Abusive Behavior
	Violation of a Board order
	Failure to communicate with a patient
	Non-sexual boundary violation
	Sexual boundary violation
	Writing false or fictitious prescriptions
	Drumming patients
	Failure to pay student loans

The following table shows the total number of complaints resolved in each category and the type of disposition for each complaint: resolved with disciplinary action against physician (license revocation/surrender, license suspension, license restriction, reprimand or administrative penalty); resolved with a cease and desist order; resolved with physician entering into a remedial plan; resolved with a referral to PHP; or dismissed. A grand total of 1,697 complaints that were opened under SB104 requirements were resolved in FY '16.

Disposition of Complaints by Category

1. Administrative	2. Violation of Law/Criminal Behavior
Disciplinary Actions:	Disciplinary Actions:
Revocation/Voluntary Surrender 3	Revocation/Voluntary Surrender 5
Restriction/Terms and Cond. 4	Suspension 1
	Restriction/Terms and Cond. 7
	Administrative Penalty 1
Remedial Plans: 35	Remedial Plans: 74
Total Actions: 42	Total Actions: 88
Total Dismissed: 26	Total Dismissed: 81
Total Complaints Resolved: 68	Total Complaints Resolved: 169

3. Medical Error		4. Mental/Physical Impairment	
Disciplinary Actions:		Disciplinary Actions:	
		Revocation/Voluntary Surrender	1
		Suspension	1
		Restriction/Terms and Cond.	1
Remedial Plans:	3	Referral to PHP	10
Total Actions:	3	Total Actions:	13
Total Dismissed:	4	Total Dismissed:	26
Total Complaints Resolved:	7	Total Complaints Resolved:	39
5. Quality of Care		6. Disciplinary action by peers, another state, or military	
Disciplinary Actions:		Disciplinary Actions:	
Revocation/Voluntary Surrender	20	Revocation/Voluntary Surrender	5
Suspension	1	Suspension	1
Restriction/Terms and Cond.	79	Restriction/Terms and Cond.	23
Reprimand	8	Reprimand	4
Administrative Penalty	1		
		Referral to PHP	1
Remedial Plans:	84	Remedial Plans:	3
Total Actions:	193	Total Actions:	37
Total Dismissed:	657	Total Dismissed:	29
Total Complaints Resolved:	850	Total Complaints Resolved:	66
7. Substance Abuse		8. Unprofessional Conduct	
Disciplinary Actions:		Disciplinary Actions:	
Revocation/Voluntary Surrender	12	Revocation/Voluntary Surrender	8
Suspension	9	Suspension	2
Restriction/Terms and Cond.	22	Restriction/Terms and Cond.	14
Reprimand	4	Reprimand	8
		Administrative Penalty	1
Referral to PHP	11	Remedial Plans:	10
Total Actions:	58	Total Actions:	43
Total Dismissed:	12	Total Dismissed:	385
Total Complaints Resolved:	70	Total Complaints Resolved:	428

Board of Nursing – RN Statistics (FY 2016)

1. Total number of licensees:	297,978
2. Total number of new licenses issued:	21,498
3. Total number of renewal licenses issued:	137,130
4. Total number of complaints received:	8,620
5. Total number of jurisdictional complaints received:	8,495
6. Total number of jurisdictional complaints resolved:	9,849
7. Avg. length of time required for jurisdictional complaint resolution:	84 days
8. Total number of disciplinary sanctions imposed:	1,462
Confidential TPAPN Order	37
Reinstatement Denied	11
Enforced Suspension/TPAPN	41
Fine And Remedial Education	46
Limited License	15
Renewal - Denied	01
Petitioner for Licensure - Denied (Executive Director)	36
Petitioner for Licensure – Approved with Fine and Remedial Education	47
Petitioner for Licensure – Approved with Remedial Education	96
Petitioner for Licensure – Approved with Stipulations	123
Petitioner for Licensure – Approved with Confidential TPAPN Order	55
Petitioner for Licensure – Approved with Enforced Suspension TPAPN	10
Reinstated with Stipulations	37
TPAPN Order	1
Remedial Education	36
Remedial Education - Deferred	14
Reprimand With Stipulations	108
Revoked	167
Stipulations (Other)	3
Suspension - Enforced	50
Suspend/Probate	86
Voluntary Surrender	143
Warning	1
Warning with Stipulations - KSTAR	19
Warning with Stipulations, Deferred - KSTAR	4
Warning with Stipulations - Deferred	11
Warning with Stipulations	252
Fine and Remedial Education Deferred	4
Reprimand	3

Statutory Authority: Texas Occupations Code, Chapters 301, 303 and 304.

Board of Nursing – LVN Statistics (FY 2015)

1. Total number of licensees:	102,702
2. Total number of new licenses issued:	5,793
3. Total number of renewal licenses issued:	47,817
4. Total number of complaints received:	4,430
5. Total number of jurisdictional complaints received:	4,389
6. Total number of jurisdictional complaints resolved:	4,851
7. Avg. length of time required for jurisdictional complaint resolution:	109 days
8. Total number of disciplinary sanctions imposed:	1,249
Confidential TPAPN Order	16
Reinstatement Denied	25
Enforced Suspension/TPAPN	18
Fine and Remedial Education	47
Limited License	5
Petitioner for Licensure - Denied	1
Petitioner for Licensure - Denied (Executive Director)	28
Petitioner for Licensure – Approved with Fine and Remedial Education	20
Petitioner for Licensure – Approved with Remedial Education	71
Petitioner for Licensure – Approved with Stipulations	88
Petitioner for Licensure – Approved with Confidential TPAPN Order	20
Petitioner for Licensure – Approved with Enforced Suspension TPAPN	2
Reinstated With Stipulations	22
Remedial Education	30
Remedial Education - Deferred	5
Reprimand	3
Reprimand with Stipulations	99
Revoked	249
Stipulations (Other)	0
Suspension - Enforced	42
Suspend/Probate	70
Voluntary Surrender	122
Warning	2
Warning with Stipulations - KSTAR	4
Warning with Stipulations - Deferred	9
Warning with Stipulations	247
Warning with Stipulations – Deferred KStar	1

Fine with Remedial Education – Deferred	2
Petitioner – TPAPN Order	1

Statutory Authority: Texas Occupations Code, Chapters 301, 303 and 304.

Texas Optometry Board

1. Total number of licensees: 4,541
2. Total number of new licenses issued: 238
3. Total number of renewal licenses issued: 4,308
4. Total number of complaints received: 151
5. Total number of jurisdictional complaints received: 130
 - Violation Act or Rules 74
 - Standard of care 29
 - Criminal charges 21
 - Fraud 5
 - Professional misconduct 1
 - Advertising 0
6. Total number of jurisdictional complaints resolved: 137
7. Average length of time required for jurisdictional complaint resolution: 159.69 days
8. Total number and types of board-approved disciplinary actions taken: 31
 - License Suspended (probated): 2
 - Letter Agreement: 4
 - Administrative Penalty: 25

Unfunded Needs Of The Agency:

The agency submitted exception items in the Legislative Appropriations Request for the agency and the Health Professions Council. At this time the agency is examining the costs associated with the increasing reliance on information technology and the costs associated, including security, hardware and software updates, and disaster recovery.

TEXAS STATE BOARD OF PHARMACY
STATISTICS FOR HPC ANNUAL REPORT – FY2016

1.	Total number of licensees:	107,707
	Pharmacists:	33,130
	Pharmacies:	8,074
	Pharmacy Technicians:	41,678
	Pharmacy Technician trainees:	20,823
	Pharmacy Interns:	4,002
2.	Total number of new licenses issued:	18,961
	Pharmacists:	1,954
	Pharmacies:	775
	Pharmacy Technicians:	4,610
	Pharmacy Technician trainees:	11,722
3.	Total number of renewal licenses issued:	37,940
	Pharmacists:	16,959
	Pharmacies:	3,838
	Pharmacy Technicians:	17,143
4.	Total number of complaints received:	6,146
5.	Total number of jurisdictional complaints received:	6,121
6.	Total number of jurisdictional complaints resolved:	6,242
7.	Average length of time required for jurisdictional complaint resolution:	166 days
8.	Total number of disciplinary orders entered:	600
	Revocation	85
	Retire	05
	Suspension	54
	Probation	110
	Fine	238
	Reprimand	82
	Restriction	06
	Modification	12
	Reinstatement	08

APPENDIX C - UNFUNDED NEEDS

Agency will outline unfunded needs in their upcoming Legislative Appropriations Request

Texas State Board of Physical Therapy Examiners

1.	Total number of licensees:	26,038
2.	Total number of new licenses issued:	2,552
3.	Total number of renewal licenses issued:	11,037
4.	Total number of complaints received:	549
5.	Total number of jurisdictional complaints received:	549
6.	Total number of jurisdictional complaints resolved:	623
7.	Average length of time required for jurisdictional complaint resolution:	113 days
8.	Total number and types of board-approved disciplinary actions taken:	104
	Community Service:	34
	Reprimand/Fine	29
	Reinstatement	01
	Cease/Desist	01
	Suspension:	39
9.	Complaint Types Physical Therapy:	
	Criminal history/drug history	154
	Failed CE audit	231
	Fraudulent ad for “Physical Therapy”	11
	Patient injury/neglect/abandonment	16
	Practiced w/ expired license	33
	Fraudulent billing/documentation	27
	Practiced in an unregistered facility	55
	Disciplinary action taken by another jurisdiction	11
	Practice beyond the scope of licensure	5
	Failure to Properly Supervise Subordinates	5
	Malpractice/HIPPA	1

Statutory Authority: Title 3, Subtitle H, Chapter 454, Occupations Code.

“Sec. 452.351. GROUNDS FOR DENIAL OF LICENSE OR DISCIPLINE OF LICENSE HOLDER.

(a) The board may deny, suspend, or revoke a license, place a license holder on probation, reprimand a license holder, impose an administrative penalty, or otherwise discipline a license holder if the applicant or license holder has:

(b) The board shall revoke or suspend a license, place on probation a person whose license has been suspended, or reprimand a license holder for a violation of this chapter or a rule adopted by the board.

Texas State Board of Occupational Therapy Examiners

1.	Total number of licensees:	14,904
2.	Total number of new licenses issued:	1,443
3.	Total number of renewal licenses issued:	5,916
4.	Total number of complaints received:	276
5.	Total number of jurisdictional complaints received:	276
6.	Total number of jurisdictional complaints resolved:	285
7.	Average length of time required for jurisdictional complaint resolution:	118 Days
8.	Total number and types of board-approved disciplinary actions taken:	40
	Cease and Desist	1
	Community Service:	20
	Suspension:	18
	Surrender/Revocation	1
9.	Complaint Types Occupational Therapy:	
	Criminal history/drug history	94
	Practiced w/ expired license	6
	Fraudulent billing/documentation	32
	Practiced in an unregistered facility	22
	Patient injury/neglect/abandonment	19
	Failed CE audit/Late Renewal	88
	Disciplinary action taken by another jurisdiction	3
	Practicing beyond the scope of Licensure	6
	Practiced without a valid license	6

Statutory Authority: Title 3, Subtitle H, Chapter 454, Occupations Code:

“Sec. 454.301. GROUNDS FOR DENIAL OF LICENSE OR DISCIPLINE OF LICENSE HOLDER.

(a) The board may deny, suspend or revoke a license, or take other disciplinary action against a license holder if the applicant or license holder has:

(b) The board shall revoke or suspend a license, place on probation a person whose license has been suspended, or reprimand a license holder for a violation of this chapter or a rule adopted by the board

Statutory Authority: Title 3, Subtitle H, Chapter 454, Occupations Code:

“Sec. 454.301. GROUNDS FOR DENIAL OF LICENSE OR DISCIPLINE OF LICENSE HOLDER.

(a) The board may deny, suspend or revoke a license, or take other disciplinary action against a license holder if the applicant or license holder has:

(b) The board shall revoke or suspend a license, place on probation a person whose license has been suspended, or reprimand a license holder for a violation of this chapter or a rule adopted by the board

Texas State Board of Podiatric Medical Examiners

1.	Total number of licensees:	1,644
	Radiology Technologists	475
2.	Total number of new licenses issued:	64
3.	Total number of renewal licenses issued:	1,148
4.	Total number of complaints received:	100
5.	Total number of jurisdictional complaints received:	99
6.	Total number of jurisdictional complaints resolved:	91
7.	Average length of time required for jurisdictional complaint resolution:	462.25 days
8.	Total number and types of board-approved staff disciplinary actions:	7
	Application Withdrawal:	1
	Application Denial	1
	Refunds	3
	Reprimands	2

Statutory Authority:

Texas Occupations Code, Chapter 202

**BOARD OF EXAMINERS OF PSYCHOLOGISTS
HPC ANNUAL REPORT
FISCAL YEAR 2016**

Number of individuals regulated by the agency	8,290
Number of licenses regulated by the agency	9,435
Number of new licenses	770

Number of persons regulated by the agency by county See Appendix D

Jurisdictional complaints received, by classification

Administrative Violations	12
General Forensic	21
General Therapy	32
Sexual Misconduct	5
Child Custody	13
School Psychology	8
C.E. Violations	146
Cease/Desist	5
Miscellaneous	4
 Total	 246

Jurisdictional complaints resolved, by resolution type

Dismiss – No Violation	76
Disciplinary Action	20
Resigned in Lieu of Adjudication	5
Dismiss – C.E. Complaint	125
Resigned in Lieu of Adjudication – C. E.	1
Dismiss – Cease/ Desist Order	13
Dismiss – C. E. Fine	28
Applicant Eligibility Order	5
Revoked	1
 Total	 274

Fees collected by the agency for FY 2016

Professional Fees	\$ 1,680,537
Administrative Penalties	23,300
Total	\$ 1,703,837

Expenses of the agency for FY 2016

Salaries and Wages	\$650,976
Other Personnel Costs	28,838
Professional Fees and Services	21,365
Consumables	6,469
Utilities	1,198
Travel	22,297
Rent – Building	2,994
Rent – Machine and Other	4,777
Other Operating Expenses	110,663
Total	\$849,577

Unfunded Needs

In the past three legislative sessions, the agency has requested funding for merit salary increases for its staff, which it has not received. While the 83rd Legislature did award a 1% across the board pay increase for all classified staff for each year of the 2014-2015 biennium, the 84th Legislature did not approve the agency's requests for salary increases for its classified employees. As a result, the average salary at this agency was \$10,423 below the average salary at other Article VIII regulatory agencies according to the FY2014 Legislative Workforce Summary published by the SAO.

TEXAS STATE BOARD OF VETERINARY MEDICAL EXAMINERS

1.	Total number of licensees: ¹	10,459
2.	Total number of new licenses issued: ¹	763
3.	Total number of complaints received:	498
4.	Total number of jurisdictional complaints received:	476
	a. Standard of Care: (Negligence, malpractice etc.).....	178
	b. Practicing Veterinary Medicine without License:.....	33
	c. Practicing Equine Dentistry without License.....	2
	d. Unprofessional Conduct: (Includes; honesty, Allowing illegal practice, violation of a Board Order, Record keeping, unauthorized treatment, Loan defaults).....	197
	e. Reinstated Investigation (appeals).....	12
	f. Fraud.....	1
	g. Advertising.....	3
	h. Continuing Educations Violations: (shortage of hours).....	7
	i. Criminal Activity:	4
	j. Other/Misc:	32
	k. Substance Abuse: (Alcohol and Drug abuse).....	6
5.	Total number of non-jurisdictional complaints received: ²	22
6.	Total number of jurisdictional complaints resolved:	349
7.	Average length of time required for complaint resolution:	212 days
8.	Total number of on-site compliance inspections	762
9.	Total number of by mail compliance inspections	0
10.	Total number and types of <u>board-approved</u> disciplinary actions taken:	112
	a. Administrative Penalty, CE.....	7
	b. Administrative Penalty, CE, Formal Reprimand.....	11
	c. Administrative Penalty, CE, Informal Reprimand	2
	d. Administrative Penalty, CE, Probated Suspension, Suspension, Formal Reprimand	1
	e. Administrative Penalty, Formal Reprimand.....	19
	f. Administrative Penalty, Informal Reprimand	6
	g. Administrative Penalty, Jurisprudence Exam, Formal Reprimand.....	6
	h. Administrative Penalty, Probated Suspension, Formal Reprimand.....	2
	i. Administrative Penalty, Proof of DEA Registration.....	1
	j. Cease & Desist.....	17
	k. CE, Formal Reprimand	2
	l. CE, Formal Reprimand, Restitution	2
	m. CE, Informal Reprimand	4
	n. CE, Informal Reprimand, Restitution	1
	o. Formal Reprimand Only	2
	p. Informal Reprimand Only	10
	q. Informal Reprimand, Restitution	2
	r. Jurisprudence Exam, Formal Reprimand	1
	s. Jurisprudence Exam, Informal Reprimand	2
	t. Peer Assistance	1
	u. Peer Assistance, Formal Reprimand	2
	v. Peer Assistance, Probated Suspension, Suspension, Formal Reprimand	1
	w. Peer Assistance, Probated Suspension, Monitor/Supervision	1

x.	Peer Assistance, Suspension	1
y.	Peer Assistance, Suspension, Formal Reprimand	1
z.	Probated Suspension	1
aa.	Probated Suspension, Monitor/Supervision	1
bb.	Revocation	1
cc.	Voluntary Surrender	4
11.	Amount of fees collected by the agency:	\$1,470,751
12.	Expenses of the agency:	\$1,189,590

Statutory Authority: Occupation Code, §801.401. The Board may revoke or suspend a license, impose a civil penalty, place a licensee or person whose license has been suspended on probation, or reprimand a licensee. The Board may require that a licensee who violates this Act participate in continuing education programs. The Board may also require a suspended licensee on probation to report regularly to the Board or limit practice to the areas prescribed by the Board.

¹ As of end of Fiscal Year 2016 (08-31-2015), includes provisional licenses.

² The agency receives few non-jurisdictional complaints and they are not tracked.

County	Number of Licensees	County	Number of Licensees	County	Number of Licensees
ANDERSON	11	CONCHO	1	HARRIS	1254
ANDREWS	4	COOKE	23	HARRISON	14
ANGELINA	19	CORYELL	23	HARTLEY	5
ARANSAS	13	CROSBY	1	HASKELL	1
ARCHER	3	DALLAM	7	HAYS	86
ARMSTRONG	2	DALLAS	574	HEMPHILL	2
ATASCOSA	16	DAWSON	8	HENDERSON	21
AUSTIN	17	DE WITT	9	HIDALGO	40
BAILEY	6	DEAF SMITH	5	HILL	8
BANDERA	17	DELTA	3	HOCKLEY	4
BASTROP	63	DENTON	326	HOOD	31
BAYLOR	2	DICKENS	3	HOPKINS	25
BEE	16	DIMITT	1	HOUSTON	17
BELL	101	DONLEY	2	HOWARD	6
BEXAR	519	EASTLAND	6	HUDSPETH	1
BLANCO	13	ECTOR	20	HUNT	28
BOSQUE	12	EL PASO	112	HUTCHINSON	2
BOWIE	31	ELLIS	60	JACK	3
BRAZORIA	115	ERATH	42	JACKSON	3
BRAZOS	484	FALLS	5	JASPER	11
BREWSTER	8	FANNIN	6	JEFF DAVIS	2
BROOKS	2	FISHER	2	JEFFERSON	38
BROWN	13	FLOYD	2	JIM WELLS	10
BURLESON	26	FOARD	1	JOHNSON	75
BURNET	22	FORT BEND	99	JONES	1
CALDWELL	12	FRANKLIN	3	KARNES	5
CALHOUN	5	FREESTONE	4	KAUFMAN	42
CALLAHAN	4	FRIO	3	KENDALL	59
CAMERON	34	GAINES	2	KERR	23
CAMP	6	GALVESTON	131	KIMBLE	5
CARSON	6	GARZA	2	KING	3
CASS	6	GILLESPIE	31	KINNEY	2
CASTRO	4	GOLIAD	8	KLEBERG	10
CHAMBERS	14	GONZALES	14	LA SALLE	1
CHEROKEE	10	GRAY	6	LAMAR	15
CHILDRESS	4	GRAYSON	74	LAMB	2
CLAY	2	GREGG	35	LAMPASAS	13
COKE	1	GRIMES	28	LAVACA	13
COLEMAN	8	GUADALUPE	65	LEE	16
COLLIN	314	HALE	5	LEON	13
COLLINGSWORTH	1	HAMILTON	7	LIBERTY	16
COLORADO	11	HANSFORD	7	LIMESTONE	6
COMAL	81	HARDEMAN	1	LIPSCOMB	2
COMANCHE	8	HARDIN	11	LIVE OAK	4
County	Number of Licensees	County	Number of Licensees	County	Number of Licensees
LLANO	11	SABINE	1	YOAKUM	1

LUBBOCK	81	SAN JACINTO	2	YOUNG	8
LYNN	1	SAN PATRICIO	12		
MADISON	9	SAN SABA	2		
MARION	4	SCHLEICHER	1		
MASON	7	SCURRY	2		
MATAGORDA	10	SHACKELFORD	1		
MAVERICK	2	SHELBY	6		
MCCULLOCH	2	SHERMAN	2		
MCMULLEN	85	SMITH	74		
MEDINA	27	SOMERVELL	8		
MENARD	3	STARR	2		
MIDLAND	45	STEPHENS	3		
MILAM	13	STONEWALL	1		
MILLS	6	SUTTON	5		
MITCHELL	4	SWISHER	1		
MONTAGUE	13	TARRANT	554		
MONTGOMERY	256	TAYLOR	40		
MOORE	3	TERRY	1		
MORRIS	1	THROCKMORTON	1		
NACOGDOCHES	14	TITUS	7		
NAVARRO	18	TOM GREEN	39		
NOLAN	8	TRAVIS	513		
NUECES	78	TRINITY	2		
OCHILTREE	2	TYLER	6		
OLDHAM	2	UPSHUR	11		
ORANGE	15	UVALDE	16		
PALO PINTO	6	VAL VERDE	5		
PANOLA	9	VAN ZANDT	20		
PARKER	136	VICTORIA	23		
PARMER	10	WALKER	19		
PECOS	3	WALLER	29		
POLK	7	WARD	3		
POTTER	37	WASHINGTON	39		
RAINS	2	WEBB	10		
RANDALL	50	WHARTON	16		
RED RIVER	2	WHEELER	4		
REEVES	1	WICHITA	36		
REFUGIO	1	WILBARGER	6		
ROBERTS	1	WILLIAMSON	222		
ROBERTSON	17	WILSON	34		
ROCKWALL	42	WINKLER	1		
RUNNELS	6	WISE	30		
RUSK	10	WOOD	18		

Division for Regulatory Services
Health Care Quality Section
Professional Licensing and Certification Unit

Advisory Board of Athletic Trainers (transferred to TDLR on 10/01/2016)
Chemical Dependency Counselor Licensing Program
Code Enforcement Officer Registration Program
Council on Sex Offender Treatment
Texas State Board of Examiners of Dietitians (transferred to TDLR on 10/01/2016)
Dyslexia Therapists and Practitioners (transferred to TDLR on 10/01/2016)
State Committee of Examiners in the Fitting and Dispensing of Hearing Instruments (transferred to TDLR on 10/01/2016)
Texas State Board of Examiners of Marriage and Family Therapists
Massage Therapy Licensing Program
Medical Radiologic Technologist Certification Program (transferred to TMB on 01/01/2016)
Texas Board of Licensure for Professional Medical Physicists (transferred to TMB on 01/01/2016)
Texas Midwifery Board (transferred to TDLR on 10/01/2016)
Offender Education Program
Texas Board of Orthotics and Prosthetics (transferred to TDLR on 10/01/2016)
Perfusionist Licensing Program (transferred to TMB on 01/01/2016)
Texas State Board of Examiners of Professional Counselors
Respiratory Care Practitioner Certification Program (transferred to TMB on 01/01/2016)
Sanitarian Registration Program
Texas State Board of Social Worker Examiners
State Board of Examiners for Speech-Language Pathology and Audiology (transferred to TDLR on 10/01/2016)

Funding

The DSHS Professional Licensing and Certification Unit (PLCU) is organizationally placed within the Division for Regulatory Services, Health Care Quality Section. PLCU functions as a consolidated licensing operation for 9 regulatory programs and consists of:

- 4 governor-appointed licensing boards, each with independent rulemaking and enforcement authority;
- 5 licensing programs that do not have appointed boards, and for which the rulemaking authority is the Executive Commissioner of the Health and Human Services Commission and the enforcement authority is DSHS.

The boards and programs within PLCU do not function as independent state agencies. DSHS provides the staff, facilities, and infrastructure necessary to administer each program. PLCU operates with a functional organizational structure characterized by resource-sharing across programs.

PLCU is funded through the legislative appropriation to DSHS for Strategy D.1.4 (Health Care Professionals). This appropriation funds a total of 26 programs within DSHS, not all of which are organizationally placed within PLCU. The legislative appropriation is made to DSHS, not to the individual boards, programs, or unit.

Total fee revenue collected by PLCU programs in Fiscal Year 2016 was \$8,733,412 and total expenses of PLCU programs was \$4,079,348. Not all licensing fees collected by PLCU programs were appropriated to DSHS nor dedicated to the operation of PLCU. Most PLCU programs experience growth each year in the numbers of license holders; these increases are accompanied by greater demand for licensure services, including new and renewed license issuance, consumer complaint intake and processing, investigations, disciplinary action, and enforcement. Senate Bill 202, which was passed by the 84th Legislature, mandated the deregulation of 3 PLCU programs, the transfer of 4 to the Texas Medical Board, and the transfer of 12 to the Texas Department of Licensing and Regulation.

Texas State Board of Examiners of Marriage and Family Therapists

1. Total number of licensees:		3,531
Marriage and Family Therapists	2,997	
Marriage and Family Therapist Associates	534	
2. Total number of new licenses issued:		370
3. Total number of renewal licenses issued:		1,558
4. Total number of complaints received:		49
Abuse/Neglect/Exploitation	1	
Advertising/Mislabeled	1	
Confidentiality	5	
Criminal History	1	
Fraud/Deceit/Bribery	2	
Sexual Misconduct	4	
Standard of Care/Product	17	
Unlicensed Person/Facility	2	
Unprofessional Conduct	16	
5. Total number of jurisdictional complaints received:		48
6. Total number of complaint investigations completed:		61
7. Total number of jurisdictional complaints resolved:		41
Cease and Desist	2	
License Expiration	4	
No Violation	7	
Not Substantiated	4	
Probated Suspension	2	
Violation Found & Corrected	1	
Voluntary Surrender	1	
Warning Letter	19	
Withdrawn	1	
8. Average length of time required for jurisdictional complaint resolution:		832
9. Total fees collected:		\$279,541
10. Total expenses:		\$258,286

Statutory Authority: Occupations Code, Chapter 502

* Please see Table 1 for information regarding the number of license holders by county.

Texas Board of Licensure for Professional Medical Physicists

1. Total number of licensees:		604
Medical Physicists	513	
Temp Medical Physicists	91	
2. Total number of new licenses issued:		15
3. Total number of renewal licenses issued:		98
4. Total number of complaints received:		0
5. Total number of jurisdictional complaints received:		0
6. Total number of complaint investigations completed:		0
7. Total number of jurisdictional complaints resolved:		0
8. Average length of time required for jurisdictional complaint resolution:		0
9. Total fees collected:	Transferred to Texas Medical Board	
10. Total expenses:	Transferred to Texas Medical Board	

Statutory Authority: Occupations Code, Chapter 602

* Please see Table 1 for information regarding the number of license holders by county.

Medical Radiologic Technologist Certification Program

1. Total number of licensees:		30,397
Medical Radiologic Technologists	24,426	
Temp Medical Radiologic Technologists	688	
Limited Medical Radiologic Technologists	635	
Temp Limited Medical Radiologic Technologists	341	
Non-Certified Technicians	4,092	
Limited Curriculum Providers	4	
Non-Certified Technician Programs	26	
Hardship Exemptions	185	
2. Total number of new licenses issued:		394
3. Total number of renewal licenses issued:		3,977
4. Total number of complaints received:		0
5. Total number of jurisdictional complaints received:		0
6. Total number of complaint investigations completed:		0
7. Total number of jurisdictional complaints resolved:		1
License Expiration	1	
8. Average length of time required for jurisdictional complaint resolution:		0
9. Total fees collected:	Transferred to Texas Medical Board	
10. Total expenses:	Transferred to Texas Medical Board	

Statutory Authority: Occupations Code, Chapter 601

* Please see Table 1 for information regarding the number of license holders by county.

Texas Midwifery Board

1. Total number of licensees:		298
Midwives	296	
Approved Midwifery Courses	2	
2. Total number of new licenses issued:		31
3. Total number of renewal licenses issued:		103
4. Total number of complaints received:		12
Standard of Care/Service/Product	4	
Unlicensed Person/Facility	5	
Unprofessional Conduct	3	
5. Total number of jurisdictional complaints received:		12
6. Total number of complaint investigations completed:		1
7. Total number of jurisdictional complaints resolved:		20
Administrative Penalty	2	
Cease & Desist	1	
No Violation	6	
Not Substantiated	2	
Probated Suspension	1	
Reprimand	4	
Revocation	1	
Suspension	1	
Violation Found - Corrected	2	
Warning	2	
8. Average length of time required for jurisdictional complaint resolution:		429
9. Total fees collected:		\$67,554
10. Total expenses:		\$55,781

Statutory Authority: Occupations Code, Chapter 203

* Please see Table 1 for information regarding the number of license holders by county.

Offender Education Programs

1. Total number of certificate holders:		3,839
DWI Education Instructors	693	
DWI Intervention Instructors	779	
Alcohol Education Program for Minor Instructors	874	
Drug Offender Education Program Instructors	641	
DWI Education Programs	232	
DWI Intervention Programs	186	
Alcohol Education Program for Minors	131	
Drug Offender Education Programs	241	
TX Youth Tobacco Awareness Program	62	
2. Total number of new certificates issued:		325
3. Total number of renewal registrations issued		1,085
4. Total number of complaints received:		14
Criminal History	5	
Fraud/Deceit/Bribery	1	
Standard of Care/Service/Product	1	
Unprofessional Conduct	7	
5. Total number of jurisdictional complaints received:		14
6. Total number of complaint investigations completed:		1
7. Total number of jurisdictional complaints resolved:		5
Warning	5	
8. Average length of time required for jurisdictional complaint resolution:		124
9. Total fees collected:		\$80,766
10. Total expenses:		\$676,768

Statutory Authority:

- Drug Offender Education Programs
Transportation Code §521.371 - 521.377
- DWI Education Programs
Code of Criminal Procedure, Art. 42.12, §13(h)
- DWI Intervention Programs
Code of Criminal Procedure, Art. 42.12, §13(j)
- Alcohol Education Programs for Minors
Alcoholic Beverage code, §106.115
- Texas Youth Tobacco Awareness Program
Health & Safety Code, Chpt 161

* Please see Table 1 for information regarding the number of license holders by county.

Texas Board of Orthotics and Prosthetics

1. Total number of licensees:		1005
Licensed Prosthetist/Orthotists	481	
Registered Prosthetist/Orthotist Students	117	
Temporary Prosthetist/Orthotists	9	
Registered Prosthetist/Orthotist Technicians	19	
Licensed Prosthetist/Orthotist Assistants	70	
Accredited Prosthetic/Orthotic Facility	309	
2. Total number of new licenses issued:		135
3. Total number of renewal licenses issued:		285
4. Total number of complaints received:		13
Standard of Care/Service/Product	5	
Unlicensed Person/Facility	7	
Unprofessional Conduct	1	
5. Total number of jurisdictional complaints received:		13
6. Total number of complaint investigations completed:		5
7. Total number of jurisdictional complaints resolved:		29
Administrative Penalty	1	
Denial	3	
No Violation	9	
Not Substantiated	9	
Reprimand	5	
Violation Found - Corrected	2	
Warning Letter		
8. Average length of time required for jurisdictional complaint resolution:		806
9. Total fees collected:		\$149,292
10. Total expenses:		\$106,043

Statutory Authority: Occupations Code, Chapter 605

* Please see Table 1 for information regarding the number of license holders by county.

Perfusionist Licensing Program

1. Total number of licensees:		384
Licensed Perfusionists	373	
Provisional Licensed Perfusionists	11	
2. Total number of new licenses issued:		2
3. Total number of renewal licenses issued:		60
4. Total number of complaints received:		0
5. Total number of jurisdictional complaints received:		0
6. Total number of complaint investigations completed:		0
7. Total number of jurisdictional complaints resolved:		0
8. Average length of time required for jurisdictional complaint resolution:		0
9. Total fees collected:	Transferred to Texas Medical Board	
10. Total expenses:	Transferred to Texas Medical Board	

Statutory Authority: Occupations Code, Chapter 603

* Please see Table 1 for information regarding the number of license holders by county.

Texas State Board of Examiners of Professional Counselors

1. Total number of licensees:		23,717
Licensed Professional Counselors	19,398	
Professional Counselor Interns	4,315	
Professional Counselor Provisional	4	
2. Total number of new licenses issued:		4,708
3. Total number of renewal licenses issued:		8,690
4. Total number of complaints received:		289
Abuse/Neglect/Exploitation	5	
Advertising/Mislabeling	7	
Confidentiality	13	
Criminal History	8	
Fraud/Deceit/Bribery	12	
Order Non-Compliance	2	
ReOpen/ReInstate	1	
Sexual Misconduct	16	
Standard of Care/Service/Product	68	
Unlicensed Person/Facility	18	
Unprofessional Conduct	139	
5. Total number of jurisdictional complaints received:		289
6. Total number of complaint investigations completed:		218
7. Total number of jurisdictional complaints resolved:		104
Administrative Penalties	1	
Cease and Desist	1	
Emergency Suspension	1	
License Expiration	3	
No Violation	32	
Not Substantiated	1	
Probated Suspension	9	
Revocation	1	
Surrender	6	
Suspension	5	
Warning	44	
8. Average length of time required for jurisdictional complaint resolution:		1,063
9. Total fees collected:		\$1,599,897
10. Total expenses:		\$656,267

Statutory Authority: Occupations Code, Chapter 503

* Please see Table 1 for information regarding the number of license holders by county.

Respiratory Care Practitioner Certification Program

1. Total number of licensees:		15,276
Respiratory Care Practitioners	15,122	
Temporary Respiratory Care Practitioners	154	
2. Total number of new licenses issued:		156
3. Total number of renewal licenses issued:		2,295
4. Total number of complaints received:		0
5. Total number of jurisdictional complaints received:		0
6. Total number of complaint investigations completed:		0
7. Total number of jurisdictional complaints resolved:		0
8. Average length of time required for jurisdictional complaint resolution:		0
9. Total fees collected:	Transferred to Texas Medical Board	
10. Total expenses:	Transferred to Texas Medical Board	

Statutory Authority: Occupations Code, Chapter 604

* Please see Table 1 for information regarding the number of license holders by county.

Sanitarian Registration Program

1. Total number of registrants:		1,271
Registered Professional Sanitarians	1,210	
Registered Sanitarians in Training	61	
2. Total number of new licenses issued:		108
3. Total number of renewal licenses issued:		577
4. Total number of complaints received:		0
5. Total number of jurisdictional complaints received:		0
6. Total number of complaint investigations completed:		0
7. Total number of jurisdictional complaints resolved:		0
8. Average length of time required for jurisdictional complaint resolution:		0
9. Total fees collected:		\$108,631
10. Total expenses:		\$76,129

Statutory Authority:

Occupations Code, Chapter 1953

* Please see Table 1 for information regarding the number of license holders by county.

State Board of Examiners for Speech-Language Pathology and Audiology

1. Total number of licensees:		33,593
Speech Language Pathologists	14,094	
Temp Speech Language Pathologists	6	
Speech Language Pathologist Interns	888	
Speech Language Pathologist Assistants	4,908	
Audiologists	13,616	
Audiologist Interns	67	
Temporary Audiologist	0	
Audiologist Assistants	14	
2. Total number of new licenses issued:		2,841
3. Total number of renewal licenses issued:		7,676
4. Total number of complaints received:		50
Criminal History	1	
Fraud/Deceit/Bribery	17	
Required Activity Not Performed	6	
Standard of Care/Service/Product	16	
Unlicensed Person/Facility	3	
Unprofessional Conduct	7	
5. Total number of jurisdictional complaints received:		49
6. Total number of complaint investigations completed:		3
7. Total number of jurisdictional complaints resolved:		70
Administrative Penalty	26	
License Expiration	5	
No Violation	31	
Revocation	1	
Warning Letter	4	
Withdrawn	3	
8. Average length of time required for jurisdictional complaint resolution:		465
9. Total fees collected:		\$1,155,888
10. Total expenses:		\$367,183

Statutory Authority:

Occupations Code, Chapter 401

* Please see Table 1 for information regarding the number of license holders by county.

Table 1: Licensed Individuals by Program, by County of Residence PLCU FY2013

PROGRAM																						Total by County
COUNTY	AT	AU	CEO	DT	DX	FD	LCDC	LPC	MFT	MP	MT	MW	OE	O&P	Perf.	RCP	RS	SLP	SO	SW	XR	Total by County
DALLAM	0	0	1	0	0	0	0	0	0	0	1	0	1	0	0	2	0	3	0	1	4	13
DALLAS	247	140	339	601	127	57	814	2,452	389	47	2,953	14	296	92	25	1,051	101	1,660	47	2,139	2,324	15,915
DAWSON	1	1	1	0	0	0	0	3	0	0	10	0	10	0	0	2	0	1	0	5	10	44
DE WITT	4	0	3	2	1	0	3	11	0	0	17	0	0	0	0	22	0	7	0	8	17	95
DEAF SMITH	1	0	0	2	0	0	0	5	0	0	11	0	4	0	0	5	0	7	0	12	16	63
DELTA	0	0	2	2	0	0	3	4	1	0	2	0	0	0	0	1	2	2	1	3	7	30
DENTON	137	52	76	237	60	25	191	966	141	10	1,056	4	54	18	4	354	36	643	12	670	868	5,614
DICKENS	0	0	0	1	0	0	0	1	0	0	2	0	0	0	0	1	0	1	0	2	3	11
DIMITT	2	0	1	0	1	0	0	3	0	0	1	0	0	0	0	1	0	9	0	2	7	27
DONLEY	0	0	0	0	0	0	1	2	0	0	2	0	3	0	0	1	0	2	0	3	1	15
DUVAL	2	0	1	0	0	0	15	3	1	0	4	0	2	0	0	3	0	11	0	1	12	55
EASTLAND	3	0	3	0	1	0	14	15	1	0	15	0	2	0	0	7	0	10	0	15	11	97
ECTOR	12	5	13	8	4	8	57	75	3	1	105	0	35	2	1	96	11	48	2	46	175	707
EDWARDS	0	0	1	2	0	0	0	0	0	0	2	0	0	1	0	0	0	6	0	2	1	15
EL PASO	95	17	76	108	2	22	333	461	46	6	615	23	65	25	6	358	15	585	16	610	669	4,153
ELLIS	30	5	26	23	3	6	37	144	11	1	150	0	12	4	0	88	5	95	5	104	218	967
ERATH	18	2	4	6	0	2	32	52	2	0	40	0	12	0	0	9	4	22	2	31	28	266
FALLS	0	1	3	0	0	0	6	4	0	0	4	0	0	3	0	9	1	8	1	21	16	77
FANNIN	1	1	2	4	0	0	12	21	2	0	18	0	3	0	0	14	2	14	0	31	29	154
FAYETTE	3	0	3	5	1	2	4	16	1	0	18	0	1	0	0	9	0	9	1	15	28	116
FISHER	1	0	0	0	0	0	1	2	0	0	2	0	0	0	0	1	0	1	0	1	4	13
FLOYD	0	0	1	0	0	0	1	0	0	0	4	0	0	0	0	1	0	1	0	1	6	15
FOARD	0	0	0	0	0	0	0	0	0	0	0	0	1	0	0	0	0	1	0	1	0	3
FORT BEND	90	36	29	213	6	12	240	577	85	25	760	4	56	29	20	568	28	547	18	616	923	4,882
FRANKLIN	1	0	1	0	1	0	4	6	0	0	7	0	2	0	0	8	0	4	0	8	11	53
FREESTONE	3	0	2	2	2	0	2	8	3	0	11	0	2	0	0	8	1	9	0	7	14	74
FRIO	2	0	2	0	0	0	3	5	0	0	7	0	4	0	0	0	0	3	0	2	8	36
GAINES	3	0	2	1	2	0	3	2	0	0	20	1	1	0	0	3	1	8	0	1	8	56
GALVESTON	52	19	40	68	7	8	132	228	64	10	411	2	48	8	3	234	26	205	4	262	546	2,377
GARZA	1	0	2	0	1	0	3	6	0	0	9	0	4	0	0	3	0	1	0	4	3	37
GILLESPIE	4	3	1	6	1	1	16	23	0	0	60	0	0	0	0	10	2	14	1	31	25	198
GLASSCOCK	0	0	1	1	0	0	1	0	0	0	1	0	0	0	0	1	0	1	0	2	1	9
GOLIAD	1	0	0	2	0	0	2	8	1	0	5	0	0	0	0	7	2	3	0	4	12	47
GONZALES	1	0	1	2	0	0	2	2	0	0	12	0	10	0	0	3	1	6	0	6	10	56
GRAY	1	0	2	2	0	0	2	9	0	0	16	0	5	0	3	5	1	7	0	10	18	81
GRAYSON	13	7	19	18	5	5	61	94	9	0	110	1	48	5	0	59	11	71	5	97	163	801
GREGG	28	8	5	17	2	9	69	99	8	3	91	0	33	4	3	66	9	74	2	85	191	806
GRIMES	3	0	1	3	1	0	8	10	6	0	25	0	5	0	0	10	1	4	0	9	17	103
GUADALUPE	29	5	8	23	5	6	48	105	8	0	142	0	15	2	0	85	9	78	2	135	159	864
HALE	3	0	2	5	1	1	16	32	2	0	21	0	12	0	0	6	1	9	2	8	30	151
HALL	1	0	1	0	2	0	1	0	0	0	0	0	1	0	0	0	0	0	0	0	0	6
HAMILTON	2	0	1	4	0	0	8	5	0	0	11	0	0	0	0	3	0	4	0	11	6	55
HANSFORD	1	0	0	0	0	0	0	1	0	0	3	0	0	0	0	4	0	3	0	1	1	14
HARDEMAN	0	0	0	0	0	0	1	3	1	0	3	0	0	0	0	0	0	1	0	7	5	21
HARDIN	6	4	4	12	1	1	15	30	2	0	30	0	6	1	0	57	2	34	1	30	103	339
HARRIS	383	187	142	909	83	109	1,667	3,066	608	142	5,197	20	549	144	63	1,766	140	2,402	90	3,295	3,916	24,878
HARRISON	9	0	1	13	0	5	33	42	2	0	34	1	9	4	0	20	5	35	0	33	62	308
HARTLEY	0	1	1	1	0	0	1	3	0	0	1	0	0	0	0	4	0	2	0	2	5	21
HASKELL	0	0	1	0	0	0	2	4	1	0	5	0	1	0	0	3	0	2	0	2	3	24
HAYS	43	11	19	20	4	5	89	193	24	0	265	4	32	2	1	107	23	121	8	237	146	1,354
HEMPHILL	0	0	0	0	0	0	0	3	0	0	6	0	0	0	0	1	0	2	0	1	2	15
HENDERSON	12	0	10	3	1	2	23	35	3	0	63	0	14	1	0	33	3	25	1	43	58	330
HIDALGO	75	13	72	150	10	16	269	394	12	2	532	12	45	19	4	309	9	1,047	8	515	603	4,116
HILL	3	0	7	4	0	0	15	13	0	0	27	0	12	0	0	22	0	7	0	18	32	160

Table 1: Licensed Individuals by Program, by County of Residence PLCU FY2013

PROGRAM																						Total by County
COUNTY	AT	AU	CEO	DT	DX	FD	LCDC	LPC	MFT	MP	MT	MW	OE	O&P	Perf.	RCP	RS	SLP	SO	SW	XR	Total by County
HOCKLEY	5	2	3	4	4	1	3	10	2	0	21	0	7	1	0	21	2	10	1	13	33	143
HOOD	7	2	5	4	4	4	23	59	6	0	45	2	15	0	1	41	7	21	2	50	70	368
HOPKINS	7	0	5	7	1	1	14	24	2	0	17	0	12	1	0	28	2	19	1	33	53	227
HOUSTON	1	1	1	4	1	2	2	9	1	1	21	0	8	0	0	15	0	11	1	12	21	112
HOWARD	3	1	1	4	0	0	10	11	3	0	19	0	9	0	0	11	0	8	0	22	29	131
HUDSPETH	3	0	3	1	0	0	4	6	0	0	8	0	0	0	0	3	0	5	0	9	12	54
HUNT	16	1	12	6	7	5	28	72	6	2	79	4	12	2	0	25	9	34	0	57	86	463
HUTCHINSON	2	0	3	0	0	0	0	4	0	0	13	0	4	0	0	3	0	9	0	6	20	64
IRION	2	0	1	1	2	2	5	13	0	0	2	1	0	2	0	4	1	7	0	11	14	68
JACK	1	0	1	0	4	0	3	5	2	0	6	0	4	0	0	2	0	5	0	3	6	42
JACKSON	1	0	1	4	0	0	2	5	0	0	8	0	3	0	0	7	3	11	0	6	20	71
JASPER	3	0	4	5	1	0	5	13	0	0	21	0	0	0	0	21	4	15	0	21	52	165
JEFF DAVIS	2	0	0	0	0	0	0	1	0	0	3	0	0	0	0	0	0	1	0	2	0	9
JEFFERSON	34	17	14	51	3	9	133	170	13	3	147	0	40	12	6	204	5	152	9	172	377	1,571
JIM HOGG	0	0	0	0	0	0	3	1	0	0	1	0	1	0	0	0	0	1	0	2	1	10
JIM WELLS	2	1	4	5	0	0	39	24	0	0	25	0	16	0	0	12	1	37	0	22	35	223
JOHNSON	23	3	16	26	3	12	49	106	11	0	169	3	29	5	0	98	10	78	4	141	218	1,004
JONES	2	1	1	1	1	1	7	6	0	0	5	0	4	0	0	11	0	7	0	10	16	73
KARNES	2	0	1	0	0	0	2	4	0	0	106	1	0	0	0	2	1	7	0	7	7	44
KAUFMAN	23	1	28	7	3	5	41	73	12	0	106	1	13	0	0	58	8	61	0	89	168	697
KENDALL	3	1	2	14	1	3	24	72	13	2	69	2	9	0	0	9	7	33	1	47	45	357
KENEDY	0	0	0	0	0	0	0	0	0	0	0	0	0	0	0	0	0	0	0	0	0	0
KENT	0	0	0	0	1	0	0	0	0	0	0	0	0	0	0	0	0	1	0	1	1	4
KERR	5	4	5	12	0	11	64	80	11	1	73	0	23	0	0	27	6	27	3	55	43	450
KIMBLE	0	0	0	0	0	0	1	1	0	0	3	0	0	0	0	0	0	1	0	1	4	11
KING	0	0	0	0	0	0	0	1	1	0	3	0	0	0	0	1	0	0	0	0	1	7
KINNEY	0	0	0	0	0	0	0	0	0	0	1	0	0	0	0	0	0	2	0	1	0	4
KLEBERG	6	0	5	6	2	0	48	24	1	0	14	0	12	0	0	8	0	49	0	19	14	208
KNOX	1	0	0	0	0	0	1	0	0	0	1	0	0	0	0	2	0	3	0	6	4	18
LA SALLE	2	0	0	0	0	0	1	3	1	0	0	0	0	0	0	0	0	2	0	2	2	13
LAMAR	5	2	4	3	8	5	14	32	2	1	26	0	11	6	3	29	2	24	2	54	94	327
LAMB	1	0	2	1	1	0	3	2	0	0	6	0	1	0	0	3	0	5	2	3	13	43
LAMPASAS	3	0	5	5	0	0	14	24	5	0	26	0	2	0	0	10	0	7	0	24	28	153
LAVACA	4	0	2	2	1	0	1	5	0	1	12	0	3	0	0	19	0	9	0	7	27	93
LEE	0	0	3	1	2	0	6	11	0	0	22	0	4	0	0	1	1	6	6	8	14	85
LEON	0	0	0	2	0	0	1	5	0	0	11	0	3	0	0	4	1	1	0	5	11	44
LIBERTY	8	0	12	3	0	3	19	19	2	0	58	1	31	0	0	28	2	16	1	11	68	282
LIMESTONE	2	1	2	2	1	0	6	10	0	0	11	0	6	0	0	14	0	11	0	15	20	101
LIPSCOMB	0	0	1	0	0	0	0	0	0	0	2	0	0	0	0	0	0	2	0	0	1	6
LIVE OAK	2	0	2	2	0	0	2	5	0	0	12	0	1	0	0	1	0	5	1	0	4	37
LLANO	1	2	3	1	0	0	5	13	3	0	23	0	5	0	0	8	1	7	0	5	21	98
LOVING	0	0	0	0	0	0	0	0	0	0	0	0	0	0	0	0	0	0	0	0	1	1
LUBBOCK	102	36	24	92	15	38	179	376	85	3	296	2	74	10	4	248	23	291	11	316	466	2,691
LYNN	0	1	0	1	1	0	1	4	0	0	12	0	3	0	1	3	0	0	0	1	3	31
MADISON	0	0	0	0	0	2	3	4	0	0	6	0	0	0	0	3	0	5	1	2	7	33
MARION	0	0	0	1	0	0	2	7	0	0	15	0	1	0	0	1	0	3	0	6	4	40
MARTIN	0	0	0	0	3	0	1	0	0	0	6	0	1	0	0	3	0	2	0	1	5	22
MASON	1	0	0	0	0	0	1	5	1	0	5	0	1	0	0	0	0	4	0	3	9	30
MATAGORDA	5	0	2	1	0	3	5	14	3	0	17	0	12	0	0	11	1	9	1	11	46	141
MAVERICK	5	0	8	5	0	0	13	8	1	0	9	1	6	0	0	13	0	39	0	12	33	153
MCCULLOCH	2	0	1	0	1	0	2	5	0	0	6	0	6	0	0	5	0	1	0	2	8	39
MCLENNAN	65	12	19	51	3	14	108	249	27	3	170	0	36	12	3	176	11	213	13	370	343	1,898
MCMULLEN	0	0	0	0	0	0	0	0	0	0	2	0	0	0	0	0	0	2	0	0	0	4
MEDINA	3	0	7	12	0	3	20	36	3	1	38	0	2	0	0	19	3	40	0	24	63	274
MENARD	0	0	0	0	0	0	0	0	0	0	0	0	0	0	0	1	0	0	0	1	1	3
MIDLAND	18	7	12	41	6	8	66	115	11	1	145	3	19	8	2	135	3	89	0	84	176	949
MILAM	1	0	4	1	0	0	6	8	1	0	15	0	8	0	0	7	2	3	0	4	23	83
MILLS	0	0	1	1	1	1	7	10	0	0	2	0	0	1	0	1	0	3	0	8	6	42
MITCHELL	0	0	3	0	0	0	0	1	0	0	2	0	0	0	0	2	0	3	0	0	5	16
MONTAGUE	1	0	2	1	1	0	3	11	0	0	22	0	0	0	0	14	1	8	0	8	22	94
MONTGOMERY	70	23	12	117	8	22	172	437	84	5	579	3	49	20	10	230	15	309	8	236	458	2,867
MOORE	2	0	1	1	0	0	1	5	0	0	9	0	5	0	0	4	0	5	0	5	11	49
MORRIS	1	0	1	2	0	0	8	7	0	0	10	0	1	0	0	8	0	7	0	4	18	67
MOTLEY	0	0	1	0	0	0	0	1	0	0	1	0	0	0	0	0	0	1	0	0	5	9

Table 1: Licensed Individuals by Program, by County of Residence PLCU FY2013

PROGRAM																						Total by County
COUNTY	AT	AU	CEO	DT	DX	FD	LCDC	LPC	MFT	MP	MT	MW	OE	O&P	Perf.	RCP	RS	SLP	SO	SW	XR	Total by County
NACOGDOCHES	27	3	5	21	4	0	15	83	3	0	30	0	8	2	0	45	5	70	1	88	77	487
NAVARRO	5	1	4	5	4	1	11	31	3	0	32	0	19	4	0	19	2	17	1	22	45	226
NEWTON	0	0	0	1	0	2	4	2	0	0	6	0	0	0	0	5	0	0	0	6	7	33
NOLAN	2	1	3	0	0	0	3	9	2	0	10	0	6	0	0	4	0	3	0	8	10	61
NUECES	49	12	26	75	4	18	187	369	43	4	355	3	93	16	6	242	10	237	8	246	414	2,417
OCHILTREE	2	0	0	3	1	1	0	5	0	0	4	0	2	0	0	3	0	0	0	0	8	29
OLDHAM	1	0	0	0	0	0	1	8	1	0	0	0	0	0	0	3	0	1	0	4	1	20
ORANGE	9	2	6	13	0	15	18	31	4	0	50	0	18	0	0	62	2	33	1	28	158	450
OUT OF ST/NOT FOUND	523	200	31	577	60	42	456	1,532	367	171	2,944	41	45	160	67	1,634	28	1,799	14	1,914	2,524	15,129
PALO PINTO	5	0	2	2	5	2	9	3	1	0	18	0	24	0	0	20	0	14	0	9	14	128
PANOLA	1	0	2	1	1	1	5	9	0	0	15	0	7	1	0	6	0	12	0	10	14	85
PARKER	16	7	13	34	7	6	49	106	13	1	127	3	16	5	1	115	7	84	3	108	197	918
PARMER	0	0	1	0	0	0	0	2	0	0	8	0	2	0	0	3	0	4	0	2	9	31
PECOS	1	0	3	0	0	0	2	0	0	0	1	0	5	0	0	3	0	3	0	0	15	33
POLK	6	0	2	4	0	6	10	22	1	0	32	1	12	0	0	29	3	19	0	17	57	221
POTTER	20	6	5	29	4	5	38	153	18	1	198	1	29	10	0	114	8	65	7	153	217	1,081
PRESIDIO	2	0	0	0	0	0	0	5	0	0	5	0	0	0	0	0	0	1	0	0	1	14
RAINS	2	0	1	0	0	0	3	2	0	0	9	0	0	0	0	5	0	0	0	3	10	35
RANDALL	24	8	4	15	1	5	28	132	8	0	104	2	6	1	2	105	8	120	13	126	191	903
REAGAN	0	0	0	0	0	0	0	0	0	0	0	0	0	0	0	0	0	1	0	0	1	2
REAL	0	0	1	1	0	0	0	2	1	0	5	0	0	0	0	1	1	2	0	5	2	21
RED RIVER	0	0	0	1	1	0	3	4	0	0	6	0	2	0	0	13	1	3	0	8	14	56
REEVES	1	0	1	1	0	0	1	2	0	0	2	0	0	0	0	3	0	3	0	2	6	22
REFUGIO	0	0	1	1	0	0	0	3	0	0	9	0	0	0	0	8	0	1	0	1	7	31
ROBERTS	0	0	0	0	0	0	0	0	0	0	3	0	0	0	0	0	0	0	0	1	1	5
ROBERTSON	2	1	0	0	2	1	5	4	2	0	18	0	5	0	0	0	0	4	0	9	13	66
ROCKWALL	14	4	25	23	15	6	27	134	15	2	132	1	4	3	2	79	7	134	0	89	165	881
RUNNELS	0	0	0	0	1	0	0	4	0	0	10	0	1	0	0	6	1	4	0	7	11	45
RUSK	7	0	6	3	0	1	39	18	1	0	32	1	16	0	0	24	1	23	1	33	47	253
SABINE	2	1	0	0	0	0	1	4	0	0	5	0	3	0	0	3	0	2	0	5	9	35
SAN AUGUSTINE	0	0	0	1	0	1	0	2	0	0	0	0	0	0	0	5	0	2	0	4	11	26
SAN JACINTO	0	1	1	2	1	0	6	9	1	0	26	0	2	0	0	6	0	6	1	7	16	85
SAN PATRICIO	10	1	7	2	1	2	33	22	0	0	40	0	8	1	0	46	1	25	0	30	84	313
SAN SABA	0	0	1	1	1	0	1	3	0	0	1	0	2	0	0	0	0	1	2	3	1	17
SCHLEICHER	1	0	2	0	0	0	0	2	1	0	0	0	0	0	0	0	0	0	0	2	7	15
SCURRY	3	0	1	0	0	0	1	2	1	0	13	0	7	0	0	2	0	5	0	4	8	47
SHACKELFORD	1	0	0	1	1	0	3	3	0	0	4	0	0	0	0	2	0	1	0	1	8	25
SHELBY	3	0	1	0	0	0	1	14	1	0	9	0	1	0	0	5	0	13	1	14	15	78
SHERMAN	0	0	0	0	0	0	0	0	0	0	3	0	0	0	0	2	0	4	0	1	1	11
SMITH	59	12	18	67	6	20	154	226	22	6	216	6	38	20	8	214	23	174	9	205	404	1,907
SOMERVELL	1	0	3	0	0	0	4	6	0	0	10	0	3	0	0	4	2	6	0	10	9	58
STARR	5	1	3	11	0	0	9	16	0	0	18	1	9	0	0	19	0	153	0	17	23	285
STEPHENS	2	0	3	0	2	0	15	2	0	0	5	0	1	0	0	3	0	2	0	5	5	45
STERLING	1	0	0	0	0	0	0	0	0	0	4	0	0	0	0	1	0	1	0	0	0	7
STONEWALL	0	0	0	0	0	0	0	2	0	0	0	0	0	0	0	0	0	0	0	0	1	3
SUTTON	2	0	0	0	0	0	0	1	0	0	2	0	1	0	0	2	0	0	0	0	5	13
SWISHER	1	0	1	4	1	0	3	4	0	0	7	0	3	0	0	3	0	5	0	2	5	39
TARRANT	335	102	243	404	82	48	730	1,874	288	27	2,220	33	188	60	17	1,018	72	1,252	36	2,282	2,235	13,546
TAYLOR	56	15	7	26	4	5	77	169	60	1	100	1	27	10	4	114	8	147	5	170	189	1,195
TERRELL	0	0	0	0	0	0	0	0	0	0	0	0	0	0	0	0	0	0	0	1	2	3
TERRY	3	0	3	3	1	0	0	1	0	0	1	0	6	0	0	2	0	1	0	3	8	32
THROCKMORTON	0	0	0	0	2	0	1	3	1	0	0	0	0	0	0	1	0	0	0	1	2	11
TITUS	3	0	2	1	0	0	2	21	1	0	5	1	4	0	0	8	2	21	0	20	19	110
TOM GREEN	37	6	8	27	7	8	70	105	6	1	76	0	43	8	2	77	5	65	3	91	136	781
TRAVIS	153	102	69	357	64	37	544	1,913	438	12	2,703	31	172	55	13	335	97	1,034	36	2,698	850	11,713
TRINITY	2	0	1	2	2	1	4	11	1	0	7	0	0	0	0	11	0	6	0	10	15	73
TYLER	1	2	2	2	0	0	2	13	0	0	14	0	2	0	0	13	1	14	0	11	31	108
UPSHUR	3	0	1	0	0	3	14	18	3	0	37	2	14	0	1	36	0	14	0	26	61	233
UPTON	1	0	0	0	0	0	1	0	0	0	1	0	0	0	0	1	0	1	0	1	7	13
UVALDE	3	0	2	2	1	4	9	17	1	0	21	0	9	0	0	9	3	14	0	11	37	143

Table 1: Licensed Individuals by Program, by County of Residence PLCU FY2013

PROGRAM																						
COUNTY	AT	AU	CEO	DT	DX	FD	LCDC	LPC	MFT	MP	MT	MW	OE	O&P	Perf.	RCP	RS	SLP	SO	SW	XR	Total by County
VAL VERDE	3	1	1	5	1	3	5	7	2	0	13	2	14	0	0	8	0	16	0	11	23	115
VAN ZANDT	5	1	10	3	3	3	23	27	3	0	54	2	10	1	0	29	3	27	1	25	57	287
VICTORIA	10	3	4	16	0	6	24	78	6	0	88	0	19	2	3	123	4	59	2	62	113	622
WALKER	13	2	7	6	0	2	37	78	6	1	30	0	22	0	0	9	11	19	14	37	24	318
WALLER	14	0	1	8	1	0	15	42	5	1	59	0	4	1	0	7	2	32	0	28	40	260
WARD	1	0	2	0	0	0	1	2	0	0	4	0	1	0	0	5	0	3	0	1	9	29
WASHINGTON	6	0	4	14	0	4	10	28	3	1	35	1	14	0	0	7	3	22	0	19	20	191
WEBB	23	1	31	29	0	3	155	108	1	0	63	1	38	4	0	45	16	304	1	86	156	1,065
WHARTON	5	1	9	6	0	1	6	20	4	0	28	0	6	0	0	5	0	18	2	22	75	208
WHEELER	1	0	0	0	0	0	0	0	0	0	5	0	1	0	0	2	0	1	0	1	6	17
WICHITA	28	3	10	14	2	15	41	140	25	1	106	1	10	3	1	85	2	53	2	185	182	909
WILBARGER	3	0	1	1	0	0	6	17	0	0	13	0	2	0	0	6	0	5	1	40	14	109
WILLACY	4	0	2	4	0	0	2	7	0	0	9	0	4	0	0	2	0	21	0	15	27	97
WILLIAMSON	77	32	37	113	14	16	171	534	87	5	738	4	65	10	3	249	44	352	10	556	527	3,644
WILSON	6	1	2	3	0	1	11	35	1	0	46	2	12	1	1	28	4	31	1	34	53	273
WINKLER	1	0	1	0	0	0	0	0	0	0	3	0	3	0	0	2	0	1	0	0	4	15
WISE	15	1	11	7	0	4	19	35	2	0	65	0	11	0	0	43	0	27	0	33	84	357
WOOD	5	1	2	3	1	1	21	30	3	0	24	1	6	0	0	20	1	7	1	27	35	189
YOAKUM	2	1	1	1	0	0	0	1	0	0	6	0	0	0	0	2	0	1	0	0	8	23
YOUNG	3	0	4	2	2	1	7	7	0	0	23	0	1	0	0	8	1	8	0	15	9	91
ZAPATA	1	0	2	0	0	0	4	0	0	0	2	0	4	0	0	0	0	26	0	0	6	45
ZAVALA	1	0	1	0	0	0	0	4	0	0	0	0	3	0	0	0	0	2	0	3	9	23
TOTAL	4,113	1,397	2,338	6,031	957	953	10,512	24,710	3,887	604	32,354	298	3,822	1,005	384	15,276	1,260	19,896	565	25,460	30,397	186,219

Legend of Abbreviations, Table 1

AT	Athletic Trainers
CEO	Code Enforcement Officers
SO	Sex Offender Treatment
DT	Dietitians
DX	Dyslexia
FD	Fitting & Dispensing of Hearing Instruments
LCDC	Licensed Chemical Dependency Counselors
LPC	Licensed Professional Counselors
MFT	Marriage & Family Therapists
MT	Massage Therapy
MP	Medical Physicists
XR	Medical Radiological Technicians
MW	Midwifery
OE	Offender Education
O&P	Orthotics & Prosthetics
PERF	Perfusionists
RS	Registered Sanitarians
RCP	Respiratory Care Practitioners
SW	Social Workers
SLP	Speech-Language Pathology
AU	Audiology

Appendix B - Health Professions Council

FY 16 Estimated Fees Collected Section IV.D Operating Budget

To comply with Section 6, SB 1058 (81st Regular)

FY 16 Estimated Expenses Section II.C Operating Budget

To comply with Section 6, SB 1058 (81st Regular)

Appendix B Estimated Fees and Revenues

Agency	FY 2016 Revenue Estimate**	FY 2016 Expenses Estimate**
Texas State Board of Chiropractic Examiners	\$2,703,375	\$816,666
Texas State Board of Dental Examiners	\$8,705,885	\$4,391,130
Texas Funeral Service Commission	\$1,676,116	\$816,217
Texas Medical Board	\$26,549,880	\$14,408,306
Texas Board of Nursing	\$17,736,991	\$11,880,340
Texas Optometry Board	\$1,580,565	\$465,838
Texas State Board of Pharmacy	\$9,478,909	\$7,536,666
Executive Council of Physical Therapy and Occupational Therapy Examiners	\$5,513,497	\$1,375,953
Texas State Board of Podiatric Medical Examiners	\$578,652	\$295,958
Texas State Board of Examiners of Psychologists	\$1,634,935	\$913,915
Texas State Board of Veterinary Medical Examiners	\$3,235,520	\$1,150,307
**Estimated Fees Collected Section IV.D Operating Budget/Estimated Expenses Section II.C Operating Budgets for FY 2016		

Appendix C - Health Professions Council
Unfunded Needs of the Agency
To comply with Section 6, SB 1058 (81st Regular)

Appendix C - Health Professions Council

Unfunded Needs of the Agency

To comply with Section 6, SB 1058 (81st Regular)

Agency	(6) any unfunded needs of the agency.
Chiropractic	<p>Funding for salary enhancement for Investigator III (3 FTE's) Enforcement Direct. Midpoint of range for Investigator III is \$45, 024 yr. \$12,000 plus \$180 (1.5%)</p> <p>Funding for 1 FTE, Certified Fraud Investigator III-\$45,000 plus \$657 (1.5%)</p> <p>Funding for Travel \$2,000 per year Enforcement Direct.</p> <p>Funding to restore baseline funding \$62, 423. The TBCE requests the restoration of the 4% baseline reduction.</p>
Dental	Agency will outline unfunded needs in their upcoming Legislative Appropriations Request
Funeral Serv	Agency will outline unfunded needs in their upcoming Legislative Appropriations Request
Medical Board	Agency will outline unfunded needs in their upcoming Legislative Appropriations Request
Nurse	Agency will outline unfunded needs in their upcoming Legislative Appropriations Request
Optometry	The agency submitted exception items in the Legislative Appropriations Request for the agency and the Health Professions Council. At this time the agency is examining the costs associated with the increasing reliance on

	information technology and the costs associated, including security, hardware and software updates, and disaster recovery.
Pharmacy	Agency will outline unfunded needs in their upcoming Legislative Appropriations Request
PT/OT	Agency will outline unfunded needs in their upcoming Legislative Appropriations Request
Podiatry	We previously reported that the prior state budget cuts from 2010-2013 had a negative impact on operations, as well as the October 2013 federal government shutdown. The 83rd Legislature/2013 restored our funding and 1 FTE (Investigator) per contingent revenue. The Board sent the requisite FY 14/15 Fee Increase letter to the Comptroller on 08/23/2013, began collecting increased fees on 09/01/2013 but the Comptroller didn't release our contingent revenues until 12/06/2013. We hired our 4th FTE to start on 02/03/2014. Now that we are fully staffed, complaint resolutions are improving. Old cases are being resolved as we continue to address on-going priority investigations.
Psychologists	In the past three legislative sessions, the agency has requested funding for merit salary increases for its staff, which it has not received. While the 83rd Legislature did award a 1% across the board pay increase for all classified staff for each year of the 2014-2015 biennium, the 84th Legislature did not approve the agency's requests for salary increases for its classified employees. As a result, the average salary at this agency was \$10,423 below the average salary at other Article VIII regulatory agencies according to the most recent Legislative Workforce Summary published by the SAO.
Vet Med	Agency will outline unfunded needs in their upcoming Legislative Appropriations Request

Appendix D - Health Professions Council Agencies Reports on Number of Persons Regulated by County*

To comply with Section 6, SB 1058 (81st Regular)

Licensee by County requirement is available online at the Texas Department of State Health Services Health Professions Resource Center. That information is available here: <http://www.dshs.state.tx.us/chs/hprc/health.shtm>