

Health Professions Council

Annual Report

To the

**Governor
Lieutenant Governor
Speaker of the House of Representatives**



February 1, 2015

*Board of Nursing
Board of Pharmacy
Texas Medical Board
Office of the Governor
Texas Optometry Board
Board of Dental Examiners
Funeral Services Commission
Board of Chiropractic Examiners
Board of Examiners of Psychologists
Board of Physical Therapy Examiners
Board of Podiatric Medical Examiners
Board of Veterinary Medical Examiners
Board of Occupational Therapy Examiners
Department of State Health Services, Professional Licensing and Certification Unit*



TEXAS HEALTH PROFESSIONS COUNCIL

Annual Report for Fiscal Year 2014

An Efficient Model for Licensing and Regulation

Members

Katherine Thomas

Board of Nursing

Gay Dodson

Texas State Board of Pharmacy

Mari Robinson

Texas Medical Board

Julie Hildebrand

Texas State Board of Dental

Examiners

Nicole Oria

Texas State Board of Veterinary

Medical Examiners

Darrel Spinks

Texas State Board of Examiners of

Psychologists

John Maline,

Executive Council of Physical

Therapy and Occupational

Therapy Examiners

Hemant Makan

Texas State Board of Podiatric

Medical Examiners

Yvette Yarbrough

Texas Board of Chiropractic

Examiners

Chris Kloeris

Texas Optometry Board

Janice McCoy

Texas Funeral Services

Commission

Department of State Health

Services

Kara Holsinger

Office of the Attorney General

Governor's Office

Staff

John Monk, *Administrative Officer*

Rita Ybarra, *Administrative Asst*


Dan Fletcher, *Website Admin*

Angie Berumen, *Database Admin*

James Kocurek, *Database Admin*

Richard White, *Systems Analyst.*

The Texas Health Professions Council (HPC) provides a unique solution for the multiple challenges of state regulation of health professions. The State of Texas created HPC to achieve the benefits of consolidation without sacrificing, the quality, independence, accessibility and accountability of independent health licensing and regulatory agencies. Originally, established in 1993, the Council has a membership of 15 agencies that represent over 45 professional licensing boards, certification programs, documentation programs, permit programs or registration programs; the Office of the Attorney General and the Office of the Governor. Executive Directors of each of the member agencies actively participate. Through this collaborative effort, the HPC has realized economies of scales in the areas of Information Technology, human resources and staff training. The HPC fosters a spirit of cooperation between agencies striving to achieve regulatory best practices and better serve their respective constituencies.



TEXAS HEALTH PROFESSIONS COUNCIL

Annual Report for Fiscal Year 2014
An Efficient Model for Licensing and Regulation

Framework

MEMBERS

For over twenty years, the Texas Health Professions Council (HPC) has provided a unique solution for the multiple challenges of state regulation of health professions. The State of Texas in 1993 created the Health Professions Council to achieve the potentially desirable outcomes of consolidation of small independent health licensing and regulatory agencies without sacrificing the quality, independence, accessibility and accountability of individual boards.

Members: The Council consists of one representative from each of the following:

- (1) the Texas Board of Chiropractic Examiners;
- (2) the State Board of Dental Examiners;
- (3) the Texas Optometry Board;
- (4) the State Board of Pharmacy;
- (5) the Texas State Board of Podiatric Medical Examiners;
- (6) the State Board of Veterinary Medical Examiners;
- (7) the Texas Medical Board;
- (8) the Texas Board of Nursing;
- (9) the Texas State Board of Examiners of Psychologists;
- (10) the Texas Funeral Service Commission;
- (11) the entity that regulates the practice of physical therapy;
- (12) the entity that regulates the practice of occupational therapy;
- (13) the Texas Department of State Health Service's Professional Licensing and Certification Unit
- (14) the Governor's office.
- (15) the Office of the Attorney General

The Council elects from its members a presiding officer and an assistant presiding officer to conduct the business of the Council. Currently, the presiding officer (Chair) is Hemant Makan, Executive Director for the Texas State Board of Podiatric Medical Examiners The assistant presiding officer (Vice-Chair) is Chris Kloeris, Executive Director for the Texas Optometry Board. Council officers serve two-year terms ending August 31 of odd numbered years.



TEXAS HEALTH PROFESSIONS COUNCIL

Annual Report for Fiscal Year 2014

An Efficient Model for Licensing and Regulation

STATUTORY REQUIREMENTS

The Health Professions Council was created on the recommendation of the Texas Sunset Commission to achieve the efficiency and effectiveness goals of consolidation while avoiding the creation of a new bureaucracy. Repeated efforts to consolidate boards under one agency had received varied support while generating heated opposition from the professional associations. Experience in other states had shown that large umbrella agencies sometimes failed to meet the perceived benefits and desired objectives of improved consumer service and decreased costs (fig 1). Problems of consolidation included increased response time for services, decreased quality of services, lack of expertise in regulated professions, and decreased disciplinary actions against licensees. This cooperation has achieved the results of consolidation without the associated costs and upheaval.

The Council has mitigated problems of competition and conflict among the licensed professions by fostering an atmosphere of communication and cooperation. It has provided a forum for discussion of issues and allowed a coordinated response to legislative issues when requested by elected officials. The Council has no authority over member agencies.

STAFFING/FUNDING

The Health Professions Council employs a small staff (currently only 6 FTEs are assigned to the agency), to coordinate and or complete the tasks of the Council. The HPC staff is organized as a separate state agency (#364). Its staff report to the Council directly through supervision of its manager, the Administrative Officer, by the Council Chair. The Council utilizes its staff, along with committees consisting of staff from member agencies to carry out its activities. The Council is funded entirely by transfer of funds from member agencies. A rider in the biennial appropriations bill specifies prorated amounts. Agencies continue to offer written support for the Council in their individual Legislative Appropriations Requests.

Statutory language provides for the participating agencies to be collocated in the William P. Hobby Building at 333 Guadalupe St. to facilitate resource sharing. The remaining agencies are housed at the Department of State Health Services.



TEXAS HEALTH PROFESSIONS COUNCIL

Annual Report for Fiscal Year 2014

An Efficient Model for Licensing and Regulation

Economies of Scale


INFORMATION TECHNOLOGY SHARING

The Council has developed areas to realize cost savings across agencies. These economies of scale have been found primarily in the area of information technology. Other areas that undergo regular review to ensure best practices are incorporated in all of the regulatory agencies that the Council supports include Human Resources, accounting and finance, and employee training.

Employees benefit through increased training opportunities, access to employee assistance programs, and opportunities to refine job skills as administrative sharing allows greater staff specialization. The Council network provides opportunities for communication, shared expertise and joint problem-solving.

Web Administrator Position: During the 83rd Regular Session the Legislature approved the funding for a Web Administrator. The position has been used as designed to update the web infrastructure, design and security for all of the participating agencies. The position was filled in September of 2013 and work began in earnest. The Council continues to see improvement in the agency websites both from a security and content standpoint.

Gartner Security Project: In December of 2013 the Council agreed to participate in a program with the Department of Information Resources that provides a comprehensive analysis of the state of information technology security. The study provided the agencies with an in depth look at their current IT security, and provide best practices and any gap analysis the analysts discover. This service, using experts from Gartner Inc, would have been impossible from a cost standpoint if it were not for the agreement with DIR. The study was completed in the spring of 2014. The agencies met and determined that it would begin to implement the recommendations that had the highest impact and could fit within their current budget. Going forward, the Council has requested an additional Full Time Equivalent to implement the remaining recommendations. Past success with the current ITSS framework that the Council takes their mission seriously by providing the most benefit at the lowest cost.



TEXAS HEALTH PROFESSIONS COUNCIL

Annual Report for Fiscal Year 2014

An Efficient Model for Licensing and Regulation

Shared Database System: The database system has been up and running since May 31, 2011 although work began in 2009. With any large scale system start up, the agencies participating in the Shared Solution experienced many challenges. The Council continues to work with the vendor to resolve issues that arise.

In Fiscal Year 2013 the agencies began the process of adding the Texas Funeral Services Commission to the database. That implementation is complete and the Texas Funeral Services Commission is online. This implementation another example of HPC responding to the changing environment of government regulation. Serving the needs of the State of Texas is at the core of our mission. The Council saw minimal interference with the agencies that are currently on the database system.

Information Technology Sharing: The Council regularly studies the resources and needs of member agencies for Information Technology support. In light of the aforementioned Gartner Report, the Council has requested one additional Full Time Equivalent. The Council found that although some of its larger members (the Medical Board, the Board of Pharmacy, and the Board of Nursing) had resources devoted to meet its Information Technology support needs (or at least to address their needs in a prioritized fashion), some of the other smaller members struggled to meet their needs. The Gartner Report further supported that assertion.

The Council created a Shared Services Committee and assigned that committee to investigate models to provide member agencies the most efficient IT support possible. The Committee developed a program that facilitates sharing of information technology knowledge and resources among all of the member agencies in the Hobby building through its Technology Committee. In addition to the Regulatory Database Program, this program also utilizes staff (one from the Texas State Board of Dental Examiners and one from the Texas Optometry Board) to provide direct ongoing support services to eight (8) of the smaller member agencies in the Hobby Building. The staff positions are funded through contributions from the eight member agencies. This program has been operating since November 1, 2003.

For the Eighty Fourth Legislative Session (84th Reg), the Council requested additional funding for an additional Systems Support Analyst. The goal of this shared position is to address the recommendations of the Gartner Report. In today's technological environment, infrastructure and websites are under constant attack. Therefore, being able to respond to those attacks are critical. Based on the Council's success with the ITSS program, agencies are confident that their website upgrades will be a success.



TEXAS HEALTH PROFESSIONS COUNCIL

Annual Report for Fiscal Year 2014

An Efficient Model for Licensing and Regulation

HUMAN RESOURCES PROGRAM

The Human Resources Committee studied the needs of member agencies to determine what, if any, assistance the Council staff could provide in the area of Human Resources. The Council has developed a program to take a role in the HR functions of member agencies. The recommended program includes the basic job tasks of a Human Resource Specialist I. Specifically, it allows for the coordinating and processing of newly hired and terminating employees. It also includes the administration of employment screenings, evaluation of candidates and background checks. Until a time that the Council determines a need for a full time FTE to fulfill the position, the Council continues to provide various services.

TRAINING OPPORTUNITIES

The member agencies share training opportunities for member agencies. One member agency staff member from the Board of Nursing offers new employee EEO training. HPC staff handle the coordination and documentation of the training. HPC provides a regular forum for the Employee's Retirement System staff to give presentations to member agency employees on investments through the Citistreet program.

HPC also works with the National Certified Investigator/Inspector Training (NCIT) program of the Council on Licensure, Enforcement, and Regulation (CLEAR) to provide training locally approximately once a year, providing the highest quality training at the lowest possible cost for HPC members and other state agencies employing investigators. Periodically, throughout the year CLEAR provides remote access training through the use of webinars. HPC has regularly provided access to these webinars on behalf of the members.

Courier Services: The Texas Medical Board (TMB) coordinates the sharing of a courier service with all of the member agencies in the Hobby building to facilitate movement of priority communication, and deposits, etc. with the Comptroller's office. TMB coordinates the contract, pays the vendor, and bills agencies based on use. Other non-HPC member small state agencies located in the Hobby building participate in this sharing as well.

Legislative Tracking: HPC member agencies have worked together to improve member agencies' Legislative Tracking. Smaller agencies that could not afford to purchase the services of Legislative Tracking Services, such as Texas Legislative Service or Gallery Watch, have gained access to that service at a much lower cost by sharing the service.



TEXAS HEALTH PROFESSIONS COUNCIL

Annual Report for Fiscal Year 2014

An Efficient Model for Licensing and Regulation

Regulatory Best Practices

AREAS OF SHARED INTEREST

The Council regularly brings new topics for members to discuss and review. This allows new ideas and practices to be thoroughly vetted prior to implementation. This saves both time and money. By allowing all agencies access to the expertise of both large and small agencies, ideas are reviewed with a depth of knowledge not often found in a single umbrella agency structure. This cooperation requires little, if any, additional appropriations or significant time commitments from any single agency and the results are available to all of the member agencies. The Council meetings serve further as a forum for member agency Executive Directors to identify common issues faced in licensing and regulation, share perspectives, and often move toward consistent policy stances.

Below are examples where agencies have found opportunities to implement regulatory best practices.

Improved Customer Service: The Council has also created a resource list of member agency staff that can communicate in languages other than English. Member agencies have agreed to share staff when it is needed to communicate effectively with customers.

Board Member Training Program: The Council has established a training program for the governing bodies (boards) of member agencies. The training has been compiled into a training manual. Each agency must customize the basic training program to include agency/board specific information. The training manual is updated every two years, following the Regular Legislative session.

Policy and Procedure Development: In the past the Council, through its committees has developed model policies and procedures for risk management, disaster recovery, and workforce policy/procedures. When new reporting requirements are mandated member agency staff meet on an ad hoc basis to review the requirements and instructions. As a group, they clarify expectations and seek further clarification to facilitate quality reporting.

Minimum Data Set: The Statewide Health Coordinating Council's recommends that the licensing boards for those professions named should change their licensing forms and data systems to include the collection of the minimum data set on an annual or biennial basis. During the 80th Regular Session significant progress was made in this direction. Council staff is worked diligently with the HPRC and DIR to implement the provisions of the Minimum Data Set. After the planned Regulatory Database System becomes operational only one agency will rely significantly on DIR to retain MDS information.




TEXAS HEALTH PROFESSIONS COUNCIL

Annual Report for Fiscal Year 2014
An Efficient Model for Licensing and Regulation

Peer-to-Peer Sharing/General Sharing: Member agencies back up each other in administrative functions such as accounting, purchasing, and payroll. These back up arrangements are typically short term in nature, such as for occasions when employees are out on illnesses, vacations or other short terms. However, in some cases, agencies may provide these services to one another for longer periods of time (such as for an extended vacancy) with or without compensation through interagency contract.

Agencies with certified purchasers assist agencies that are too small to have staff on board with such expertise through a "purchasing pool." Member agency employees consult with one another, peer to peer, throughout the administrative and regulatory departments and divisions. There is a cost savings to member agencies when their staff share their efforts that cannot be specifically calculated. For example, agency financial staff routinely consult each other when preparing major financial reports such as the Annual Financial Report and the Legislative Appropriations Request. As a result of this relationship between member agency staff, reports are completed quicker, procedures are developed more efficiently, and other state agencies enjoy a reduction in inquiries and clarifications on required reports and procedures. HPC member agencies embrace the spirit of cooperation within the Health Professions Council. The larger member agencies often allow their staff to assist smaller agencies with tasks that the larger agencies are better equipped to handle. Although it cannot be quantified, it is expected that the assistance provided by larger agencies has prevented smaller agencies from having to request additional funding for staff to handle the routine administrative requirements of being a state agency.



TEXAS HEALTH PROFESSIONS COUNCIL

Annual Report for Fiscal Year 2014
An Efficient Model for Licensing and Regulation

Responsiveness

The Health Professions Council serves a wide variety of constituents. First and foremost it serves the citizens of Texas. The shared toll-free complaint line directly benefits consumers who can place one toll-free call to obtain information or initiate a complaint against any licensed health professional. Many consumers lack information necessary to determine which board to go to with their complaint. The greatest benefit to consumers is preservation of independent boards with specific expertise in investigation and resolution of consumer problems. Consumers and taxpayers benefit indirectly from improved efficiency and from cooperation among agencies, which produces cooperative rulemaking and less reliance on the administrative law system to resolve conflicts. Licensees benefit from retention of independent boards, which are more responsive and accessible to licensees, and from increased efficiency of the agencies. As more administrative tasks are shared, staff with specific expertise are more available to respond to needs of licensees and consumers. The Council goes to great lengths to ensure that all of their customers are served.

TOLL FREE COMPLAINT LINE

The Council operates a complaint system, which allows consumers to file complaints against any state-licensed health professional by calling one toll-free number. The shared complaint line improves effectiveness and efficiency by providing easy “one-stop” access for consumers and significant cost-savings for individual agencies. The 1-800 line receives an average of 2,250 calls per month, of those calls approximately 500 are routed to HPC staff. HPC receives a variety of inquiries. Many times the public is referred to one of our boards or to other state agencies. The cost of the system is shared by member agencies, which split the cost of equipment and lines and pay for long distance charges based on the percentage of calls assigned to each agency each month.

STATEWIDE FORUMS

The Council has assigned the Administrative Officer to represent HPC member agencies at meetings involving statewide forums. The Administrative Officer represents the views of member agencies in their licensing/regulatory role, generally. The Administrative Officer communicates back to the member agencies. Member agencies may increase their own participation in these forums, depending on the nature of the issues. The Council, through the HPC Chair also assigns member agencies to “outside” committees, as appropriate. Examples of the forums include the Department of Information Resources Occupational Licensing Steering Committee, and other workgroups and task forces. This approach allows member agencies to achieve representation and input into these processes.



TEXAS HEALTH PROFESSIONS COUNCIL
Annual Report for Fiscal Year 2014
An Efficient Model for Licensing and Regulation

Future Opportunities

The Health Professions Council's activities are mandated legislatively, identified by the Council to provide means for member regulatory agencies to coordinate administrative and regulatory efforts; or requested by various legislative entities or oversight bodies, such as the Governor's office, individual members of the Texas Senate or House of Representatives, the LBB, Comptroller's office, etc.

As agencies continue to align solutions with their own business processes there is a strong desire within the Council to anticipate future opportunities. As mentioned before the Council regularly reviews areas where agencies could improve services while still focusing on their core missions. In addition to expanding the Human Resources Pilot Program, the Council will work closely with the Governor's Office and the Legislative Budget Board to realize streamlined and consistent practices on behalf of the member agencies. Texas is growing rapidly, which indicates that the agencies will see increased workloads in the near future. Meeting the challenges of that increased workload is an opportunity the Council looks forward to in 2015.



TEXAS HEALTH PROFESSIONS COUNCIL
 Annual Report for Fiscal Year 2014
An Efficient Model for Licensing and Regulation

| Health Professions Council - Administrative Office Budget | FY 2014 Budgeted |
|---|-------------------------|
| Board of Chiropractic Examiners | \$6,327 |
| Board of Dental Examiners | \$238,986 |
| Texas Medical Board | \$29,855 |
| Board of Nursing | \$65,621 |
| Executive Council of Occupational Therapy and Physical Therapy Examiners | \$17,848 |
| Texas Optometry Board | \$22,058 |
| Board of Pharmacy | \$313,821 |
| Board of Podiatric Medical Examiners | \$6,820 |
| Texas Department of State Health Services: | \$13,517 |
| Board of Examiners of Psychologists | \$40,318 |
| Board of Veterinary Medical Examiners | \$14,187 |
| Texas Funeral Service Commission | \$13,120 |
| Texas Board of Plumbing Examiners | \$161,811 |
| <u>Texas Board of Land Surveying</u> | <u>\$16,020</u> |
| TOTAL MEMBER AGENCY TRANSFERS | \$960,307 |

| Profession | TEXAS | Number ** of Licensees | Cost per Licensee | CALIFORNIA *** | Number of Licensees | Cost per Licensee | Comparison of California to Texas | Number of Licensees | Cost per Licensee |
|---------------|----------------------|---------------------------|----------------------|----------------------|------------------------|----------------------|--------------------------------------|------------------------|----------------------|
| | FY2014* Estimated | | | Expenditures | | | Expenditures Difference | | |
| Chiropractic | \$769,511 | 10,733 | \$71.70 | \$3,457,000 | 13,444 | \$257.14 | \$2,687,489 | 2,711 | \$185.44 |
| Dental | \$4,220,072 | 70,734 | \$59.66 | \$12,287,000 | 129,747 | \$94.70 | \$8,066,928 | 59,013 | \$35.04 |
| Medical (1) | \$11,743,400 | 82,290 | \$142.71 | \$55,350,000 | 164,741 | \$335.98 | \$43,606,600 | 82,451 | \$193.27 |
| Nurse & LVN | \$9,002,900 | 371,476 | \$24.24 | \$41,737,000 | 527,935 | \$79.06 | \$32,734,100 | 156,459 | \$54.82 |
| Optometry | \$465,838 | 4,287 | \$108.66 | \$1,433,000 | 12,496 | \$114.68 | \$967,162 | 8,209 | \$6.01 |
| PT/OT (2) | \$1,208,927 | 35,950 | \$33.63 | \$4,455,000 | 54,457 | \$81.81 | \$3,246,073 | 18,507 | \$48.18 |
| Pharmacy | \$7,096,403 | 95,814 | \$74.06 | \$13,851,000 | 122,917 | \$112.69 | \$6,754,597 | 27,103 | \$38.62 |
| Podiatric | \$281,202 | 2,011 | \$139.83 | \$859,000 | 1,955 | \$439.39 | \$577,798 | (56) | \$299.55 |
| Psychologists | \$858,421 | 9,072 | \$94.62 | \$3,179,000 | 24,399 | \$130.29 | \$2,320,579 | 15,327 | \$35.67 |
| Veterinarians | \$1,172,967 | 9,060 | \$129.47 | \$2,615,000 | 28,553 | \$91.58 | \$1,442,033 | 19,493 | \$(37.88) |
| Totals | \$36,819,641 | 691,427 | \$53.25 | \$139,223,000 | 1,080,644 | \$128.83 | \$102,403,359 | 389,217 | \$75.58 |

(1) For the purpose of comparison, the expenditures and number of licensees for California Acupuncture, Medicine, Osteopathic, and Physician Assistants are combined since they are combined in Texas.

(2) For the purpose of comparison, the expenditures and number of licensees for the California Physical and Occupational Therapy Boards are combined since they are combined in Texas.

* Source: This is an estimate of agency FY2014 expenditures from the agency's Operating Budget Section II.C.

** Source: Health Professions Council Annual Report, February 1, 2014

*** Source: 2012-2013 California Department of Consumer Affairs Annual Report

| Profession | TEXAS | | | FLORIDA *** | | | Comparison of Florida to Texas | | |
|---------------|----------------------|---------------------------|----------------------|------------------------|------------------------|----------------------|--------------------------------|----------------------------|----------------------|
| | FY2014* Estimated | Number ** of Licensees | Cost per Licensee | FY2014 Expenditures | Number of Licensees | Cost per Licensee | Expenditures Difference | Number of Licensees**** | Cost per Licensee |
| Chiropractic | \$769,511 | 10,733 | \$71.70 | \$2,340,660 | 6,401 | \$365.67 | \$1,571,149 | (4,332) | \$293.98 |
| Dental | \$4,220,072 | 70,734 | \$59.66 | \$4,795,301 | 53,400 | \$89.80 | \$575,229 | (17,334) | \$30.14 |
| Medical (1) | \$11,743,400 | 82,290 | \$142.71 | \$24,294,857 | 85,333 | \$284.71 | \$12,551,457 | 3,043 | \$142.00 |
| Nurse & LVN | \$9,002,900 | 371,476 | \$24.24 | \$18,596,910 | 379,299 | \$49.03 | \$9,594,010 | 7,823 | \$24.79 |
| Optometry | \$465,838 | 4,287 | \$108.66 | \$617,122 | 3,376 | \$182.80 | \$151,284 | (911) | \$74.13 |
| PT/OT (2) | \$1,208,927 | 35,950 | \$33.63 | \$2,125,183 | 37,582 | \$56.55 | \$916,256 | 1,632 | \$22.92 |
| Pharmacy | \$7,096,403 | 95,814 | \$74.06 | \$6,416,489 | 90,493 | \$70.91 | \$(679,914) | (5,321) | \$(3.16) |
| Podiatric | \$281,202 | 2,011 | \$139.83 | \$373,957 | 1,884 | \$198.49 | \$92,755 | (127) | \$58.66 |
| Psychologists | \$858,421 | 9,072 | \$94.62 | \$890,073 | 5,225 | \$170.35 | \$31,652 | (3,847) | \$75.73 |
| Totals | \$35,646,674 | 682,367 | \$52.24 | \$60,450,552 | 662,993 | \$91.18 | \$24,803,878 | (19,374) | \$38.94 |

(1) For the purpose of comparison, the expenditures and number of licensees for Florida Acupuncture, Medicine, Osteopathic, and Physician Assistants are combined since they are combined in Texas.

(2) For the purpose of comparison, the expenditures and number of licensees for the Florida Physical and Occupational Therapy are combined since they are combined in Texas.

* Source: This is an estimate of agency FY2013 expenditures from the agency's Operating Budget Section II.C.

** Source: Health Professions Council Annual Report, February 1, 2014

*** Source: Florida Department of Health Division of Medical Quality Assurance Annual Report and Long Range Plan FY 2013-2014

**** Numbers in parentheses indicate how many additional licensees Texas has than Florida

Appendix A – Health Professions Council Disciplinary Data

Texas Board of Chiropractic Examiners
Health Professions Council
FY 2014 Annual Report

| | |
|---|---------------|
| 1. Total Number of Licensees & Registrants (As of August 31, 2014) | 10,733 |
| Doctors of Chiropractic – Active | 4,938 |
| Doctors of Chiropractic – Active, Continuing Ed deficiencies, eligible to renew | 384 |
| Doctors of Chiropractic – Suspended due to discipline, eligible to renew | 7 |
| Doctors of Chiropractic – Probation due to discipline, eligible to renew | 16 |
| Doctors of Chiropractic – Expired, eligible to renew | 329 |
| Doctors of Chiropractic – Inactive, eligible to renew | 607 |
| Chiropractic Radiologic Technologists – Active | 128 |
| Chiropractic Radiologic Technologists – Expired, eligible to renew | 38 |
| Chiropractic Clinics (Facilities) – Active Registration | 3,971 |
| Chiropractic Clinics (Facilities) – Expired, eligible to renew | 315 |
| 2. Number of New Licenses or Registrations Issued | 816 |
| Doctors of Chiropractic | 282 |
| Chiropractic Radiologic Technologists | 37 |
| Chiropractic Clinics (Facilities) | 497 |
| 3. Numbers of Licenses or Registrations Renewed | 10,048 |
| Doctors of Chiropractic – Active Renewal | 5,333 |
| Doctors of Chiropractic – Inactive Renewal | 653 |
| Doctors of Chiropractic – Suspension Renewal | 2 |
| Chiropractic Radiologic Technologists (Rad Techs) | 91 |
| Chiropractic Clinics (Facilities) | 3,969 |
| Percentage of Active DCs Renewing Licenses Online | 93.42% |
| 4. Jurisdictional Complaints Received or Re-Opened | 251 |
| Total number of complaints received | 270 |
| Less: Number of non-jurisdictional complaints received | (19) |
| 5. Jurisdictional Complaints Resolved | 317 |
| Percent of jurisdictional complaints resolved with disciplinary action | 45.74% |
| Average Time to Resolve a Jurisdictional Complaint | 333.3 days |
| 6. Jurisdictional Complaints Resulting in Disciplinary Action | 145 |
| Licenses Revoked or Surrendered in lieu of revocation | 2 |
| Licenses Suspended, No probation | 0 |
| Licenses Suspended, Probation | 1 |
| Licenses Suspended, Probation plus Fine/Stipulations | 6 |
| Cease & Desist Orders Issued | 1 |
| Fine Plus Stipulations | 5 |
| Fine Only | 117 |
| Formal Letter of Reprimand Plus Fine/Stipulation | 2 |
| Formal Letter of Reprimand Only | 10 |
| Stipulations | 1 |
| Additional CE Requirements | 0 |

| 7. Types of Complaints Received in FY 14 | |
|---|----|
| Lack of Diligence or Gross Inefficient Practice | 34 |
| Unprofessional Conduct (Fraud, Sexual misconduct, Billing for Services Not Rendered, Solicitation, Overtreating/Overcharging, Patient Abandonment) | 60 |
| Practicing Outside Scope of Practice | 16 |
| Advertising | 21 |
| Criminal Conviction | 2 |
| Practicing Chiropractic without a License or with an Expired License OR Operating a Facility without a Registration or with an Expired Registration | 78 |
| Failure to Comply with a Board Order | 5 |
| Failure to Report Change of Address | 2 |
| Failure to Furnish Records or Maintain Adequate Records | 24 |
| Default on Student Loan | 10 |
| Other | 18 |
| **Note: Some complaints allege a combination of the above categories. For accounting purposes, each complaint is only counted once above. | |

| | |
|--|--------------|
| 8. Amount of Fees Collected by the Agency | See attached |
|--|--------------|

| | |
|----------------------------------|--------------|
| 9. Expenses of the Agency | See attached |
|----------------------------------|--------------|

| 10. Unfunded Needs of the Agency | |
|--|-------------|
| ■ Funding for merit pay increases for Director of Enforcement, Director of Licensure, and Chief Financial Officer | \$28,402/yr |
| ■ Funding to participate in FBI "rapback" program for licensees | \$4,095/yr |
| ■ Funding to utilize investigative program "CLEAR" for all agency investigators | \$5,940/yr |
| **Note: Please see the TBCE Legislative Appropriations Request for more information on these immediate unfunded needs. Long-term needs are discussed in the TBCE Strategic Plan. | |

| | |
|---|--|
| Statutory Authority: Texas Occupations Code Chapter 201 | |
|---|--|

TEXAS STATE BOARD OF DENTAL EXAMINERS (TSBDE)

AGENCY #504

HEALTH PROFESSIONS COUNCIL ANNUAL REPORT FOR FISCAL YEAR 2014

1). Total Number Regulated by Agency: 70,734

Dentists: 16,468

Dental Hygienists: 12,935

Dental Assistants: 40,380

Dental Laboratories: 893

2). Total Who Became Subject to Regulation in Previous Year: 11,414

Dentists: 965

Dental Hygienists: 776

Dental Assistants: 9,622

Dental Laboratories and Mobile Facilities: 51

3). Total Number of Complaints Received by Category: 1,380

Failure to Meet Standard of Care 455

Fraud 145

Patient Hospitalization 102

Dishonorable Conduct 98

Failure to Abide by Rules 93

Over-diagnosis 81

Business Promotion 78

Abandonment 75

Allow Auxiliary to Practice Dentistry 47

Practice Dentistry without a License 42

Sanitation 41

Failure to Comply with Board Order 26

Other 22

Patient Mortality 17

Impairment 12

Drug Diversion 11

Medical Records Privacy Act Violation 9

Quality of Care – Anesthesia 8

Operating a Lab without a License 6

Negligence 5

Patient Abuse 5

Narcotics 2

4). TOTAL NUMBER OF COMPLAINTS INVESTIGATED/FINAL RESOLUTION: 1,157

Final Board Order 139

Voluntary Surrender 13

Cease and Desist Order 5

Conditional Dismissal 100

Dismissed 900

5). Total Fees Collected by Agency: \$11,428,495

Health Related Profession Fees \$8,058,373

Peer Assistance Program Fees \$170,653

Health Related Profession Fees-HB11, GR Incr \$3,194,419

Administrative Services Fees \$5,050

6). Agency Expenses: \$4,127,092

Salaries and Wages \$2,143,968

Other Personnel Costs \$217,054

Professional Fees and Services \$192,546

Consumable Supplies \$23,511

Utilities \$18,277

Travel \$77,996

Rent - Building \$2,278

Rent - Machine and Other \$11,927

Other Operating Expenses \$1,428,062

Capital Expenditures \$11,473

**TEXAS FUNERAL SERVICE COMMISSION
HPC ANNUAL REPORT
FISCAL YEAR 2014**

| | |
|---|-------|
| Number of individuals regulated by the agency | 4,798 |
| Number of facilities regulated by the agency | 1,534 |
| Number of new individual licenses | 369 |
| Number of new facility licenses | 89 |

Number of persons regulated by the agency by county Per VR

Jurisdictional complaints received, by classification

| | |
|--|-----|
| Cemetery Issues | 0 |
| Crematory Issues | 1 |
| Licensing Issues | 21 |
| Service Issues | 121 |
| Vital Statistics | 4 |
| Inspection | 35 |
| Total | 182 |
| <i>Non-jurisdictional complaints referred to another agency (TDI, TDB)</i> | 39 |

Jurisdictional complaints resolved, by resolution type

| | |
|--|-----|
| Administratively Closed – No Violation | 127 |
| Administrative Penalty | 1 |
| Agreed Order – Probation | 2 |
| Agreed Order – Payment Plan | 4 |
| Compliance Served | 15 |
| Dismissed | 10 |
| Revocation of License | 2 |
| Suspended (Cease and Desist) | 2 |
| Miscellaneous | 7 |
| SOAH – Commission Agreed Order | 3 |
| SOAH – Commission Administrative Penalty | 8 |
| SOAH – Commission Order Other | 1 |
| SOAH – Commission Order to Dismiss | 4 |
| SOAH – Commission Order to Revoke | 1 |
| SOAH – Miscellaneous Closure by Agency | 12 |
| Total | 199 |
| <i>Non-jurisdictional complaints referred to another agency (TDI, TDB)</i> | 36 |

Fees collected by the agency for FY 2014

| | |
|--------------------------|--------------|
| Professional Fees | \$ 1,621,528 |
| Administrative Penalties | 20,932 |
| Total | \$ 1,642,460 |

Expenses of the agency for FY 2014

| | |
|--------------------------------|-----------|
| Salaries and Wages | \$475,235 |
| Other Personnel Costs | 95,030 |
| Professional Fees and Services | 35,116 |
| Consumables | 5,772 |
| Utilities | 2,075 |
| Travel | 41,141 |
| Rent – Building | 567 |
| Rent – Machine and Other | 2,522 |
| Other Operating Expenses | 143,149 |
| Total | \$800,607 |

Unfunded Needs

In the past two legislative sessions, the agency has requested funding for merit salary increases for its staff, which it has not received. While the 83rd Legislature did award a 1% across the board pay increase for all classified staff for each year of the 2014-2015 biennium, the average salary at this agency is still \$13,574 below the average salary at other Article VIII regulatory agencies.

Texas Medical Board – FY 14

| | | | |
|----|--|------------|---------------|
| 1. | Total number of licensees: | | 82,290 |
| | Physicians: | 73,762 | |
| | Acupuncturists: | 1,165 | |
| | Physician Assistant: | 6,987 | |
| | Surgical Assistant: | 376 | |
| 2. | Total number of new licenses issued: | | 4,904 |
| | Physicians: | 3,994 | |
| | Acupuncturists: | 119 | |
| | Physician Assistant: | 749 | |
| | Surgical Assistant: | 42 | |
| 3. | Total number of renewal licenses issued: | | 46,802 |
| | Physicians: | 38,463 | |
| | Acupuncturists: | 1,127 | |
| | Physician Assistant: | 6,999 | |
| | Surgical Assistant: | 213 | |
| 4. | Total number of complaints received: | 6,847 | |
| 5. | Total number of investigations opened: | | 1,808 |
| | Physicians: | 1,655 | |
| | Acupuncturists: | 4 | |
| | Physician Assistant: | 86 | |
| | Surgical Assistants: | 5 | |
| | Other: | 58 | |
| 6. | Total number of investigations completed: | | 1,877 |
| | Physicians: | 1,724 | |
| | Acupuncturists: | 8 | |
| | Physician Assistant: | 88 | |
| | Surgical Assistant: | 1 | |
| | Other: | 56 | |
| 7. | Total number and types of board-approved disciplinary actions taken: | 375 | |

| | 2014 | | | |
|---|------------------|-----------------------|--------------------------|-------------------------|
| | <u>Physician</u> | <u>Acupuncturists</u> | <u>Physician Assist.</u> | <u>Surgical Assist.</u> |
| Temporary Suspension & Restriction | 15 | 0 | 2 | 1 |
| Revocation/Surrender | 52 | 0 | 8 | 0 |
| Suspension | 17 | 0 | 2 | 0 |
| Restriction | 164 | 1 | 17 | 1 |
| Reprimand | 37 | 0 | 6 | 0 |
| Administrative Penalty | 3 | 0 | 1 | 0 |
| Cease and Desist | 14 | 0 | 3 | 0 |
| Licensed with Conditions | 28 | 0 | 2 | 1 |
| Total number of disciplinary actions | 330 | 1 | 41 | 3 |

8. Total number and types of remedial plans: **302**

| | 2014 | | | |
|-----------------------------|------------------|-----------------------|--------------------------|-------------------------|
| | <u>Physician</u> | <u>Acupuncturists</u> | <u>Physician Assist.</u> | <u>Surgical Assist.</u> |
| Remedial Plans | 247 | 1 | 10 | 0 |
| Licensure Remedial Plans | 38 | 1 | 4 | 1 |
| Total Remedial Plans | 285 | 2 | 14 | 1 |

*Statutory Authority: Physicians-Texas Occupations Code Annotated, Chapter 164
Physicians Assistants-Texas Occupations Code Annotated, Chapter 204
Acupuncturists-Texas Occupations Code Annotated, Chapter 205*

Texas Medical Board (TMB)
Complaints Received and Complaint Disposition By Type
Fiscal Year 14

Under the requirements of SB 104 (78R), TMB is required to submit a report each fiscal year that “provides aggregate information about all complaints received by the board categorized by type of complaint, including administrative, quality of care, medical error, substance abuse, other criminal behavior, and the disposition of those complaints by category.” (VTCA, OCCUPATIONS CODE §154.002). This report includes all complaints that were conducted under the provisions of SB 104 and have been resolved from 9/1/13 through 8/31/14.

In preparing this report, the Board identified eight categories of complaints (including the five listed above) and their final dispositions. Within each of the eight complaint categories is a list of the associated violations (as provided by the Medical Practice Act) that fall within that category. This report includes only the primary allegation for each complaint at the time of the board action concerning the complaint, and does not include secondary allegations of violations that may be associated with a complaint. For dismissed cases, this is determined by the primary allegation at the time the investigation was filed. For cases with action, this is determined by the primary violation identified as the reason for the action.

Complaint Categories with Associated Violations of the Medical Practice Act

| | |
|---|--|
| 1. Administrative | 2. Violation of Law/Criminal Behavior |
| Failure to release medical records | Unlicensed practice of medicine |
| Failure to report liability claims to the board | Operating an unlicensed pharmacy |
| Commits a rule violation-general | Conviction of felony or misdemeanor of moral turpitude |
| Fails to change address with the board | Performing a criminal abortion |
| CME | Violation of state or federal law connected |
| Failure to keep drug records | with physician’s practice |
| | Failure to sign a death certificate |
| | |
| 3. Medical Error- | 4. Mental/Physical Impairment- |
| Medical Errors | Illness |
| | Mental Impairment |
| | Physical Impairment |
| | Adjudged to be of unsound mind |
| | |
| 5. Quality of Care | 6. Disciplinary action by peers, another state, or military |
| Fails to keep proper medical records | Peer Review |
| Violates Rule 170-pain management rule | Discipline by another state |
| Improper Delegation | Discipline by the military |
| Failure to supervise delegates | |
| Delegation to an unqualified person | |
| Practice inconsistent w/public health & welfare | |
| Recurring health care liability claims | |
| Prescribing to a habitual user | |
| Non-therapeutic prescribing or treatment | |
| Prescribing in a manner inconsistent with public health and welfare | |
| | |

| 7. Substance Abuse | 8. Unprofessional Conduct- |
|---|---|
| Substance Abuse, incl. drunkenness and drug abuse | False, misleading or deceptive advertisement |
| | Failure to provide explanation of fees |
| | Solicitation of patients |
| | False or fraudulent billing |
| | Breach of confidentiality |
| | Failure to report a physician who poses a threat to the public |
| | Failure to comply with a board subpoena |
| | Fraud on application, taking a licensure exam, etc. |
| | Impersonating a physician or physician allowing impersonation |
| | Employing a person whose medical license is cancelled, suspended or revoked |
| | Associating in medical practice with a person whose medical license is cancelled, suspended or revoked OR who is unlicensed |
| | Aiding or abetting in the unlicensed practice of medicine |
| | Performs an abortion on a minor without parental consent |
| | Abusive Behavior |
| | Violation of a Board order |
| | Failure to communicate with a patient |
| | Non-sexual boundary violation |
| | Sexual boundary violation |
| | Writing false or fictitious prescriptions |
| | Drumming patients |
| | Failure to pay student loans |

The following table shows the total number of complaints resolved in each category and the type of disposition for each complaint: resolved with disciplinary action against physician (license revocation/surrender, license suspension, license restriction, reprimand or administrative penalty); resolved with a cease and desist order; resolved with physician entering into a remedial plan; resolved with a referral to PHP; or dismissed. A grand total of 1,756 complaints that were opened under SB104 requirements were resolved in FY 14.

Disposition of Complaints by Category

| 1. Administrative | 2. Violation of Law/Criminal Behavior |
|---|--|
| Disciplinary Actions: | Disciplinary Actions: |
| Revocation/Voluntary Surrender 1 | Revocation/Voluntary Surrender 16 |
| Restriction/Terms and Cond. 3 | Suspension 7 |
| | Restriction/Terms and Cond. 8 |
| | Reprimand 2 |
| Remedial Plans: 58 | Cease and Desist 1 |
| | |
| | Remedial Plans: 87 |
| | |
| Total Actions: 62 | Total Actions: 121 |
| Total Dismissed: 69 | Total Dismissed: 55 |
| Total Complaints Resolved: 131 | Total Complaints Resolved: 176 |

| | | | |
|-----------------------------------|------------|--|------------|
| 3. Medical Error | | 4. Mental/Physical Impairment | |
| Disciplinary Actions: | | Disciplinary Actions: | |
| Restriction/Terms and Cond. | 2 | Revocation/Voluntary Surrender | 7 |
| | | Suspension | 1 |
| | | Restriction/Terms and Cond. | 7 |
| Remedial Plans: | 1 | Reprimand | 3 |
| | | | |
| | | Referral to PHP | 10 |
| | | | |
| Total Actions: | 3 | Total Actions: | 28 |
| Total Dismissed: | 36 | Total Dismissed: | 37 |
| Total Complaints Resolved: | 39 | Total Complaints Resolved: | 65 |
| | | | |
| 5. Quality of Care | | 6. Disciplinary action by peers, another state, or military | |
| Disciplinary Actions: | | Disciplinary Actions: | |
| Revocation/Voluntary Surrender | 32 | Revocation/Voluntary Surrender | 4 |
| Restriction/Terms and Cond. | 102 | Suspension | 1 |
| Reprimand | 18 | Restriction/Terms and Cond. | 18 |
| | | Reprimand | 5 |
| Remedial Plans: | 71 | | |
| | | Remedial Plans: | 11 |
| | | | |
| Total Actions: | 223 | Total Actions: | 39 |
| Total Dismissed: | 622 | Total Dismissed: | 41 |
| Total Complaints Resolved: | 845 | Total Complaints Resolved: | 80 |
| | | | |
| | | | |
| 7. Substance Abuse | | 8. Unprofessional Conduct | |
| Referral to PHP | 6 | Disciplinary Actions: | |
| | | Revocation/Voluntary Surrender | 6 |
| | | Suspension | 2 |
| | | Restriction/Terms and Cond. | 35 |
| | | Reprimand | 13 |
| | | | |
| | | | |
| | | Remedial Plans: | 26 |
| | | | |
| Total Actions: | 6 | Total Actions: | 82 |
| Total Dismissed: | 14 | Total Dismissed: | 318 |
| Total Complaints Resolved: | 20 | Total Complaints Resolved: | 400 |

Board of Nursing – RN Statistics (FY 2014)

| | | |
|--|-----|----------|
| 1. Total number of licensees: | | 272,128 |
| 2. Total number of new licenses issued: | | 19,880 |
| 3. Total number of renewal licenses issued: | | 126,631 |
| 4. Total number of complaints received: | | 9,442 |
| 5. Total number of jurisdictional complaints received: | | 9,217 |
| 6. Total number of jurisdictional complaints resolved: | | 10,726 |
| 7. Ave. length of time required for jurisdictional complaint resolution: | | 164 days |
| 8. Total number (licensees) and types of board-approved Disciplinary sanctions imposed: | | 2,207 |
| Applicant/Petitioner - w/Stipulations (TS, TSX, TTO) | 339 | |
| Applicant Denied (TD) | 16 | |
| Applicant Denied by Exec (TDX) | 11 | |
| Compact - Voluntary Surrender | 0 | |
| Cease and Desist Order (CDO) | 0 | |
| Denied Reinstatement (DR) | 19 | |
| Enforced Suspension/TPAPN (ET) | 4 | |
| Exception Denied (ED) | 13 | |
| Fine (FI) & Deferred (FID) | 0 | |
| Fine W/Remedial Education (FR) & Deferred (FRD) | 165 | |
| License Denied (LD) | 0 | |
| Limited License (LI) | 23 | |
| Peer Assistance Order (PAO) | 0 | |
| Probation (PR) | 0 | |
| Reinstated- w/Stips | 30 | |
| Remedial Education (RE) & Deferred (RED) | 114 | |
| Reprimand W/Stipulations (RS) (CS) | 91 | |
| Reprimand (RP) | 1 | |
| Reinstated w/TPAPN (RT) | 1 | |
| Revocation (RV) | 209 | |
| Stipulation Only (ST) | 1 | |
| Stipulation - Exec (STX) | 0 | |
| Suspend/Probate (SP) | 105 | |
| Suspension (S) (SU) (SS) | 62 | |
| TPAPN Order (TPO) | 111 | |
| Voluntary Surrender (VS) | 208 | |
| Warning (W) (WA) & Deferred (WAD) | 0 | |

Statutory Authority: Texas Occupations Code, Chapters 301, 303 and 304.

Board of Nursing – LVN Statistics (FY 2014)

| | |
|--|----------|
| 1. Total number of licensees: | 99,347 |
| 2. Total number of new licenses issued: | 5,883 |
| 3. Total number of renewal licenses issued: | 46,796 |
| 4. Total number of complaints received: | 5,397 |
| 5. Total number of jurisdictional complaints received: | 5,378 |
| 6. Total number of jurisdictional complaints resolved: | 8,083 |
| 7. Ave. length of time required for jurisdictional complaint resolution: | 186 days |
| 8. Total number (licensees) and types of board-approved Disciplinary sanctions imposed: | 1,481 |
| Applicant/Petitioner - w/Stips (TS, TSX, TTO) | 306 |
| Applicant Denied (TD) | 17 |
| Applicant Denied by Exec (TDX) | 23 |
| Cease and Desist Order (CDO) | 0 |
| Denied Reinstatement (DR) | 24 |
| Enforced Reinstatement/TPAPN (ET) | 1 |
| Exception Denied (ED) | 5 |
| Fine (FI) & Deferred (FID) | 0 |
| Fine and Remedial Education (FR) & Deferred (FRD) | 188 |
| License Denied (LD) | 1 |
| Limited License (LI) | 5 |
| Probation (PR) | 0 |
| Reinstated-w/Stips (RI) | 15 |
| Remedial Education (RE) & Deferred (RED) | 92 |
| Reprimand w/Stips (RS) (CS) | 75 |
| Reprimand (RP) | 2 |
| Reinstated w/TPAPN (RT) | 1 |
| Revocation (RV) | 262 |
| Suspend/Probate (SP) | 78 |
| Suspension (S) (SU) (SS) | 50 |
| Stipulations (ST) | 1 |
| TPAPN Order (TPO) | 77 |
| Voluntary Surrender (VS) | 193 |
| Warning (W) (WA) & Deferred (WAD) | 1 |
| Warning w/Fine Deferred (WFD) | 1 |
| Warning w/Stipulation (WS) & Deferred (WSD) | 285 |

Statutory Authority:

02/2004 - Texas Occupations Code, Chapters 301, 303 and 304.

Texas Optometry Board

| | |
|---|------------|
| 1. Total number of licensees: | 4,287 |
| 2. Total number of new licenses issued: | 202 |
| 3. Total number of renewal licenses issued: | 4,120 |
| 4. Total number of complaints received: | 115 |
| 5. Total number of jurisdictional complaints received: | 112 |
| Violation Act or Rules - Other | 49 |
| Standard of care other | 31 |
| Criminal charges | 23 |
| Fraud | 3 |
| Professional misconduct other | 2 |
| Unlicensed practice | 2 |
| Expired / Susp license; practice | 1 |
| Control by optical | 1 |
| 6. Total number of jurisdictional complaints resolved: | 134 |
| 7. Average length of time required for jurisdictional complaint resolution: | 125.5 days |
| 8. Total number and types of board-approved disciplinary actions taken: | 16 |
| License Suspended: | 0 |
| Letter Agreement/Administrative Penalty: | 1 |
| Administrative Penalty: | 15 |

TEXAS STATE BOARD OF PHARMACY
STATISTICS FOR HPC ANNUAL REPORT FOR FY 2014

| | | | |
|----|--|--------|----------|
| 1. | Total number of licensees: | | 95,814 |
| | Pharmacists: | 30,707 | |
| | Pharmacies: | 7,656 | |
| | Pharmacy Technicians: | 41,700 | |
| | Pharmacy Technician trainees: | 15,751 | |
| 2. | Total number of new licenses issued: | | 16,934 |
| | Pharmacists: | 1,849 | |
| | Pharmacies: | 700 | |
| | Pharmacy Technicians: | 5,513 | |
| | Pharmacy Technician trainees: | 8,872 | |
| 3. | Total number of renewal licenses issued: | | 35,602 |
| | Pharmacists: | 15,544 | |
| | Pharmacies: | 3,575 | |
| | Pharmacy Technicians: | 16,483 | |
| 4. | Total number of complaints received: | | 5,561 |
| 5. | Total number of jurisdictional complaints received: | | 5,536 |
| 6. | Total number of jurisdictional complaints resolved: | | 5,582 |
| 7. | Average length of time required for jurisdictional complaint resolution: | | 176 days |

PHARMACISTS, PHARMACIES, INTERNS, AND APPLICANTS FOR A PHARMACY OR PHARMACIST
LICENSE OR AN INTERN REGISTRATION

| | | | Pharmacist | Pharmacy | Total |
|--|------------|---------------|------------|------------|------------|
| Licenses Removed | 28 | (10%) | | | |
| Revoke | | | 13 | 4 | 17 |
| Retire | | | 11 | 0 | 11 |
| Suspensions | 76 | (26%) | | | |
| Suspension | | | 5 | 3 | 8 |
| Suspension w/Conditions | | | 14 | 1 | 15 |
| Suspension w/ Fine | | | 0 | 0 | 0 |
| Suspension/Fine/Conditions | | | 5 | 0 | 5 |
| Suspension/Probation | | | 7 | 3 | 10 |
| Suspension/Probation w/Conditions | | | 16 | 5 | 21 |
| Suspension/Probation/Fine | | | 3 | 5 | 8 |
| Suspension/Probation/Fine w/Conditions | | | 3 | 6 | 9 |
| Restricted | 3 | (1%) | 3 | 0 | 3 |
| Other | 148 | (51%) | | | |
| Fine | | | 37 | 9 | 46 |
| Fine with Conditions | | | 0 | 20 | 20 |
| Fine and Reprimand | | | 3 | 0 | 3 |
| Fine, Reprimand with Conditions | | | 12 | 23 | 35 |
| Reprimand with Conditions | | | 24 | 16 | 40 |
| Reprimand | | | 4 | 0 | 4 |
| Require MHP Evaluation | | | 0 | 0 | 0 |
| Issuance License/Regist. | 24 | (8%) | | | |
| Grant with Suspension | | | 0 | 0 | 0 |
| Grant with Restrictions | | | 0 | 0 | 0 |
| Grant with Probation | | | 2 | 3 | 5 |
| Grant with Probation and Fine | | | 1 | 0 | 1 |
| Grant with Probation/Fine/Conditions | | | 0 | 0 | 0 |
| Grant with Probation and Conditions | | | 2 | 0 | 2 |
| Grant with Reprimand and Fine | | | 0 | 0 | 0 |
| Grant with Fine | | | 1 | 5 | 6 |
| Grant with Reprimand | | | 10 | 0 | 10 |
| Reinstatements | 5 | (2%) | | | |
| Grant | | | 0 | 0 | 0 |
| Grant with Probation/Conditions | | | 3 | 0 | 3 |
| Deny | | | 2 | 0 | 2 |
| Modifications | 5 | (2%) | | | |
| Grant | | | 5 | 0 | 5 |
| Deny | | | 0 | 0 | 0 |
| TOTAL FY14: | 289 | (100%) | 186 | 103 | 289 |

TECHNICIANS, TECHNICIAN TRAINEES AND APPLICANTS FOR TECHNICIAN OR TECHNICIAN TRAINEE REGISTRATION

| | | Total | Percent |
|---|----|------------|---------------|
| Registration Removed | | 74 | (23%) |
| Revoke | 73 | | |
| Retire | 1 | | |
| Suspensions | | 67 | (21%) |
| Suspension | 4 | | |
| Suspension, followed by Probation | 0 | | |
| Suspension w/Conditions | 7 | | |
| Suspension w/Conditions, followed by Probation | 26 | | |
| Suspension/Fine | 0 | | |
| Suspension/Fine w/Conditions, followed by Probation | 3 | | |
| Suspension/Probation | 2 | | |
| Suspension/Probation with Conditions | 22 | | |
| Suspension/Probation/Fine | 3 | | |
| Suspension/Probation/Fine with Conditions | 0 | | |
| Restricted | 0 | 0 | (N/A) |
| Other | | 75 | (24%) |
| Fine | 47 | | |
| Fine with Conditions | 0 | | |
| Fine/Reprimand | 3 | | |
| Fine/Reprimand with Conditions | 0 | | |
| Reprimand | 25 | | |
| Reprimand with Conditions | 0 | | |
| Issuance Registration | | 98 | (31%) |
| Grant with Suspension | 4 | | |
| Grant with Suspension/Fine | 0 | | |
| Grant with Probation | 10 | | |
| Grant with Probation/Conditions | 10 | | |
| Grant with Probation/Conditions and Fine | 0 | | |
| Grant with Probation and Fine | 2 | | |
| Grant with Fine | 39 | | |
| Grant with Fine and Reprimand | 5 | | |
| Grant with Reprimand | 28 | | |
| Deny | 0 | | |
| Reinstatements | | 5 | (2%) |
| Grant with Suspension, followed by Prob/Cond | 0 | | |
| Grant with Probation/Conditions | 5 | | |
| Grant with w/Conditions and Reprimand | 0 | | |
| Modifications | 0 | 0 | (N/A) |
| TOTAL FY14: | | 319 | (100%) |

Texas State Board of Physical Therapy Examiners

| | | |
|----|--|----------|
| 1. | Total number of licensees: | 22,819 |
| 2. | Total number of new licenses issued: | 2,182 |
| 3. | Total number of renewal licenses issued: | 9,643 |
| 4. | Total number of complaints received: | 357 |
| 5. | Total number of jurisdictional complaints received: | 357 |
| 6. | Total number of jurisdictional complaints resolved: | 348 |
| 7. | Average length of time required for jurisdictional complaint resolution: | 141 days |
| 8. | Total number and types of board-approved disciplinary actions taken: | 72 |
| | Cease and Desist Letter | 4 |
| | Community Service: | 35 |
| | Suspension: | 29 |
| | Revocation/Surrender: | 2 |
| | License Reinstatement: | 4 |
| 9. | Complaint Types Physical Therapy: | |
| | Criminal history/drug history | 184 |
| | Failed CE audit | 35 |
| | Fraudulent ad for "Physical Therapy" | 30 |
| | Patient injury/neglect/abandonment | 23 |
| | Practiced w/ expired license | 4 |
| | Fraudulent billing/documentation | 35 |
| | Practiced in an unregistered facility | 8 |
| | Disciplinary action taken by another jurisdiction | 16 |
| | Practice beyond the scope of licensure | 13 |
| | Failure to Properly Supervise Subordinates | 5 |
| | Practicing without a License | 2 |
| | Referral for Profit | 2 |

Statutory Authority: Title 3, Subtitle H, Chapter 454, Occupations Code.

"Sec. 452.351. GROUNDS FOR DENIAL OF LICENSE OR DISCIPLINE OF LICENSE HOLDER.

(a) The board may deny, suspend, or revoke a license, place a license holder on probation, reprimand a license holder, impose an administrative penalty, or otherwise discipline a license holder if the applicant or license holder has:

(b) The board shall revoke or suspend a license, place on probation a person whose license has been suspended, or reprimand a license holder for a violation of this chapter or a rule adopted by the board.

Texas State Board of Occupational Therapy Examiners

| | | |
|----|--|----------|
| 1. | Total number of licensees: | 13,131 |
| 2. | Total number of new licenses issued: | 1,301 |
| 3. | Total number of renewal licenses issued: | 5,198 |
| 4. | Total number of complaints received: | 182 |
| 5. | Total number of jurisdictional complaints received: | 182 |
| 6. | Total number of jurisdictional complaints resolved: | 171 |
| 7. | Average length of time required for jurisdictional complaint resolution: | 126 Days |
| 8. | Total number and types of board-approved disciplinary actions taken: | 23 |
| | Community Service: | 6 |
| | Suspension: | 17 |
| 9. | Complaint Types Occupational Therapy: | |
| | Criminal history/drug history | 103 |
| | Practiced w/ expired license | 5 |
| | Fraudulent billing/documentation | 34 |
| | Practiced in an unregistered facility | 5 |
| | Patient injury/neglect/abandonment | 19 |
| | Failed CE audit | 10 |
| | Disciplinary action taken by another jurisdiction | 3 |
| | Practicing beyond the scope of Licensure | 3 |

Statutory Authority: Title 3, Subtitle H, Chapter 454, Occupations Code:

“Sec. 454.301. GROUNDS FOR DENIAL OF LICENSE OR DISCIPLINE OF LICENSE HOLDER.

(a) The board may deny, suspend or revoke a license, or take other disciplinary action against a license holder if the applicant or license holder has:

(b) The board shall revoke or suspend a license, place on probation a person whose license has been suspended, or reprimand a license holder for a violation of this chapter or a rule adopted by the board

Statutory Authority: Title 3, Subtitle H, Chapter 454, Occupations Code:

“Sec. 454.301. GROUNDS FOR DENIAL OF LICENSE OR DISCIPLINE OF LICENSE HOLDER.

(a) The board may deny, suspend or revoke a license, or take other disciplinary action against a license holder if the applicant or license holder has:

(b) The board shall revoke or suspend a license, place on probation a person whose license has been suspended, or reprimand a license holder for a violation of this chapter or a rule adopted by the board

Texas State Board of Podiatric Medical Examiners

| | | |
|----|--|-------------|
| 1. | Total number of licensees: | 1,559 |
| | Radiology Technologists | 452 |
| 2. | Total number of new licenses issued: | 54 |
| 3. | Total number of renewal licenses issued: | 1,083 |
| 4. | Total number of complaints received: | 73 |
| 5. | Total number of jurisdictional complaints received: | 71 |
| 6. | Total number of jurisdictional complaints resolved: | 68 |
| 7. | Average length of time required for jurisdictional complaint resolution: | 496.95 days |
| 8. | Total number and types of board-approved staff disciplinary actions: | 3 |
| | License Cancellation: | 2 |
| | License Revocation | 1 |
| | Refunds | 5 |
| | Administrative Penalties | \$2,800.00 |
| | Medicare/Medicaid Fraud Restitution | \$16,087.00 |

Statutory Authority:

Texas Occupations Code, Chapter 202

**BOARD OF EXAMINERS OF PSYCHOLOGISTS
HPC ANNUAL REPORT
FISCAL YEAR 2014**

| | |
|---|-------|
| Number of individuals regulated by the agency | 7,870 |
| Number of licenses regulated by the agency | 9,072 |
| Number of new licenses | 780 |

Number of persons regulated by the agency by county Per VR

Jurisdictional complaints received, by classification

| | |
|---------------------------|-----|
| Administrative Violations | 21 |
| General Forensic | 8 |
| General Therapy | 34 |
| Sexual Misconduct | 8 |
| Child Custody | 20 |
| School Psychology | 4 |
| C.E. Violations | 135 |
| Cease/Desist | 12 |
| Miscellaneous | 1 |
| Total | 243 |

Jurisdictional complaints resolved, by resolution type

| | |
|--|-----|
| Dismiss – No Violation | 74 |
| Disciplinary Action | 22 |
| Resigned in Lieu of Adjudication | 4 |
| Dismiss – C.E. Complaint | 124 |
| Resigned in Lieu of Adjudication – C. E. | 5 |
| Dismiss – Cease/ Desist Order | 8 |
| Dismiss – C. E. Fine | 11 |
| Applicant Eligibility Order | 3 |
| Revoked | 0 |
| Total | 251 |

Fees collected by the agency for FY 2014

| | |
|--------------------------|--------------|
| Professional Fees | \$ 1,591,627 |
| General Revenue Fees | 822,116 |
| Administrative Penalties | 16,344 |
| Total | \$ 2,430,087 |

Expenses of the agency for FY 2014

| | |
|--------------------------------|-----------|
| Salaries and Wages | \$580,011 |
| Other Personnel Costs | 89,737 |
| Professional Fees and Services | 23,453 |
| Consumables | 7,053 |
| Utilities | 1,209 |
| Travel | 22,236 |
| Rent – Building | 3,300 |
| Rent – Machine and Other | 5,230 |
| Other Operating Expenses | 113,446 |
| Total | \$845,976 |

Unfunded Needs

In the past two legislative sessions, the agency has requested funding for merit salary increases for its staff, which it has not received. While the 83rd Legislature did award a 1% across the board pay increase for all classified staff for each year of the 2014-2015 biennium, the average salary at this agency is still \$10,423 below the average salary at other Article VIII regulatory agencies.

TEXAS STATE BOARD OF VETERINARY MEDICAL EXAMINERS

| | | |
|-----|---|----------------|
| 1. | Total number of licensees: ¹ | 9060 |
| 2. | Total number of new licenses issued: ¹ | 992 |
| 3. | Total number of complaints received: | 543 |
| 4. | Total number of jurisdictional complaints received: | 524 |
| | a. Standard of Care: (Negligence, malpractice etc.)..... | 193 |
| | b. Controlled Substance Registration: (Expired) | 94 |
| | c. Practicing Veterinary Medicine without License:..... | 46 |
| | d. Practicing Equine Dentistry without License | 5 |
| | e. Unprofessional Conduct: (Includes; honesty, Allowing illegal practice, violation of a Board Order, Record keeping, unauthorized treatment, Loan defaults)..... | 62 |
| | f. Reinstated Investigation (appeals) | 6 |
| | g. Fraud..... | 2 |
| | h. Advertising..... | 0 |
| | i. Continuing Educations Violations: (shortage of hours)..... | 38 |
| | j. Criminal Activity: | 6 |
| | k. Other/Misc: | 93 |
| | l. Substance Abuse: (Alcohol and Drug abuse)..... | 8 |
| 5. | Total number of non-jurisdictional complaints received: ² | 19 |
| 6. | Total number of jurisdictional complaints resolved: | 433 |
| 7. | Average length of time required for complaint resolution: | 204 days |
| 8. | Total number and types of <u>board-approved</u> disciplinary actions taken: | 117 |
| | a. Revocation:..... | 1 |
| | b. Voluntary Surrender:..... | 2 |
| | c. Reprimand: | 15 |
| | d. Reprimand, with terms and conditions:..... | 62 |
| | e. Fine Only:..... | 15 |
| | f. Continuing Education Only | 0 |
| | g. Suspensions | 0 |
| | h. Probated Suspension..... | 7 |
| | i. Terms & Conditions | 13 |
| | j. Termination of Order | 2 |
| 9. | Amount of fees collected by the agency: | \$3,162,067.00 |
| 10. | Expenses of the agency: | \$1,326,744.49 |

Statutory Authority: Occupation Code, §801.401. The Board may revoke or suspend a license, impose a civil penalty, place a licensee or person whose license has been suspended on probation, or reprimand a licensee. The Board may require that a licensee who violates this Act participate in continuing education programs. The Board may also require a suspended licensee on probation to report regularly to the Board or limit practice to the areas prescribed by the Board.

¹As of end of Fiscal Year 2014 (08-31-2014), includes provisional license.

² The agency receives few non-jurisdictional complaints and they are not tracked.

Department of State Health Services (DSHS)
Division for Regulatory Services
Health Care Quality Section
Professional Licensing and Certification Unit

Advisory Board of Athletic Trainers
Chemical Dependency Counselor Licensing Program
Code Enforcement Officer Registration Program
Contact Lens Permit Program
Council on Sex Offender Treatment
Texas State Board of Examiners of Dietitians
Dyslexia Therapists and Practitioners
State Committee of Examiners in the Fitting and Dispensing of Hearing Instruments
Texas State Board of Examiners of Marriage and Family Therapists
Massage Therapy Licensing Program
Medical Radiologic Technologist Certification Program
Texas Board of Licensure for Professional Medical Physicists
Texas Midwifery Board
Offender Education Program
Optician Registry Program
Texas Board of Orthotics and Prosthetics
Perfusionist Licensing Program
Personal Emergency Response System (PERS) Provider Licensing Program
Texas State Board of Examiners of Professional Counselors
Respiratory Care Practitioner Certification Program
Sanitarian Registration Program
Texas State Board of Social Worker Examiners
State Board of Examiners for Speech-Language Pathology and Audiology

Funding

The DSHS Professional Licensing and Certification Unit (PLCU) is organizationally placed within the Division for Regulatory Services, Health Care Quality Section. PLCU functions as a consolidated licensing operation for 23 regulatory programs and consists of:

- 8 governor-appointed licensing boards, each with independent rulemaking and enforcement authority;
- 2 governor-appointed licensing boards, each with independent enforcement authority and quasi-independent rulemaking authority;
- 1 licensing board appointed by the DSHS Commissioner with independent enforcement authority and quasi-independent rulemaking authority; and
- 12 licensing programs that do not have appointed boards, and for which the rulemaking authority is the Executive Commissioner of the Health and Human Services Commission and the enforcement authority is DSHS.

The boards and programs within PLCU do not function as independent state agencies. DSHS provides the staff, facilities, and infrastructure necessary to administer each program. PLCU operates with a functional organizational structure characterized by resource-sharing across programs.

PLCU is funded through the legislative appropriation to DSHS for Strategy D.1.4 (Health Care Professionals). This appropriation funds a total of 26 programs within DSHS, not all of which are organizationally placed within PLCU. The legislative appropriation is made to DSHS, not to the individual boards, programs, or unit.

Total fee revenue collected by PLCU programs in Fiscal Year 2014 was \$10,515,653 and total expenses of PLCU programs was \$4,744,229. Not all licensing fees collected by PLCU programs were appropriated to DSHS nor dedicated to the operation of PLCU. Most PLCU programs experience growth each year in the numbers of license holders; these increases are accompanied by greater demand for licensure services, including new and renewed license issuance, consumer complaint intake and processing, investigations, disciplinary action, and enforcement.

Chemical Dependency Counselor Licensing Program

| | | |
|---|-------|-----------|
| 1. Total number of licensees: | | 9,868 |
| Licensed Chemical Dependency Counselors | 5,221 | |
| Registered Counselor Interns | 4,401 | |
| Clinical Training Institutions | 236 | |
| Certified Clinical Supervisors | 10 | |
| 2. Total number of new licenses issued: | | 1,556 |
| 3. Total number of renewal licenses issued: | | 2,400 |
| 4. Total number of complaints received: | | 113 |
| Abuse/Neglect/Exploitation | 1 | |
| Advertising/Mislabeled | 1 | |
| Confidentiality | 3 | |
| Criminal History | 11 | |
| Fraud/Deceit/Bribery | 8 | |
| Sexual Misconduct | 1 | |
| Standard of Care/Service/Product | 14 | |
| Unlicensed Person/Facility | 4 | |
| Unprofessional Conduct | 70 | |
| 5. Total number of jurisdictional complaints received: | | 98 |
| 6. Total number of complaint investigations completed: | | 46 |
| 7. Total number of jurisdictional complaints resolved: | | 78 |
| Cease and Desist | 3 | |
| Emergency Suspension | 5 | |
| License Expiration | 3 | |
| No Violation | 5 | |
| Not Substantiated | 32 | |
| Reprimand | 1 | |
| Surrender | 3 | |
| Suspension | 1 | |
| Warning Letter | 24 | |
| Withdrawal | 1 | |
| 8. Average length of time required for jurisdictional complaint resolution: | | 402 |
| 9. Total fees collected: | | \$424,303 |
| 10. Total expenses: | | \$295,844 |

Statutory Authority: Occupations Code, Chapter 504

* Please see Table 1 for information regarding the number of license holders by county.

Council on Sex Offender Treatment

| | | |
|---|-----|----------|
| 1. Total number of licensees: | | 543 |
| Sex Offender Treatment Providers | 450 | |
| Affiliate Sex Offender Treatment Providers | 33 | |
| Provisional Sex Offender Treatment Providers | 60 | |
| 2. Total number of new licenses issued: | | 35 |
| 3. Total number of renewal licenses issued: | | 189 |
| 4. Total number of complaints received: | | 16 |
| Confidentiality | 1 | |
| Fraud/Deceit/Bribery | 1 | |
| Standard of Care/Service/Product | 2 | |
| Unlicensed Person/Facility | 3 | |
| Unprofessional Conduct | 9 | |
| 5. Total number of jurisdictional complaints received: | | 16 |
| 6. Total number of complaint investigations completed: | | 0 |
| 7. Total number of jurisdictional complaints resolved: | | 17 |
| Cease and Desist | 1 | |
| License Expiration | 1 | |
| No Violation | 10 | |
| Violation Found and Corrected | 2 | |
| Warning Letter | 3 | |
| 8. Average length of time required for jurisdictional complaint resolution: | | 308 |
| 9. Total fees collected: | | \$83,102 |
| 10. Total expenses: | | \$68,811 |

Statutory Authority: Occupations Code, Chapter 110

* Please see Table 1 for information regarding the number of license holders by county.

Texas State Board of Examiners of Marriage and Family Therapists

| | | |
|---|-------|-----------|
| 1. Total number of licensees: | | 3,385 |
| Marriage and Family Therapists | 2,906 | |
| Marriage and Family Therapist Associates | 479 | |
| 2. Total number of new licenses issued: | | 306 |
| 3. Total number of renewal licenses issued: | | 1,468 |
| 4. Total number of complaints received: | | 50 |
| Advertising/Mislabeled | 1 | |
| Confidentiality | 4 | |
| Fraud/Deceit/Bribery | 2 | |
| Sexual Misconduct | 3 | |
| Standard of Care/Product | 16 | |
| Unlicensed Person/Facility | 3 | |
| Unprofessional Conduct | 21 | |
| 5. Total number of jurisdictional complaints received: | | 49 |
| 6. Total number of complaint investigations completed: | | 16 |
| 7. Total number of jurisdictional complaints resolved: | | 26 |
| License Expiration | 3 | |
| Probated Suspension | 2 | |
| No Violation | 12 | |
| Violation Found & Corrected | 2 | |
| Warning Letter | 7 | |
| 8. Average length of time required for jurisdictional complaint resolution: | | 688 |
| 9. Total fees collected: | | \$269,034 |
| 10. Total expenses: | | \$328,998 |

Statutory Authority: Occupations Code, Chapter 502

* Please see Table 1 for information regarding the number of license holders by county.

Massage Therapy Licensing Program

| | | |
|---|--------|-------------|
| 1. Total number of licensees: | | 30,314 |
| Massage Therapists | 27,807 | |
| Massage Therapy School/Training Programs | 60 | |
| Massage Therapy Instructors | 1,282 | |
| Massage Therapy Establishments | 1,165 | |
| 2. Total number of new licenses issued: | | 3,005 |
| 3. Total number of renewal licenses issued: | | 12,454 |
| 4. Total number of complaints received: | | 342 |
| Abuse/Neglect/Exploitation | 1 | |
| Advertising/Mislabeled | 8 | |
| Confidentiality | 1 | |
| Criminal History | 21 | |
| Fraud/Deceit/Bribery | 14 | |
| Sexual Misconduct | 54 | |
| Standard of Care/Service/Product | 21 | |
| Unlicensed Person/Facility | 208 | |
| Unprofessional Conduct | 14 | |
| 5. Total number of jurisdictional complaints received: | | 335 |
| 6. Total number of complaint investigations completed: | | 23 |
| 7. Total number of jurisdictional complaints resolved: | | 270 |
| Administrative Penalty | 5 | |
| Cease and Desist | 166 | |
| Denial | 4 | |
| License Expiration | 1 | |
| No Violation | 10 | |
| Not Substantiated | 20 | |
| Probated Suspension | 8 | |
| Reprimand | 1 | |
| Revocation | 7 | |
| Surrender | 4 | |
| Violation Found and Corrected | 21 | |
| Warning Letter | 15 | |
| Withdrawn | 8 | |
| 8. Average length of time required for jurisdictional complaint resolution: | | 125 |
| 9. Total fees collected: | | \$2,201,180 |
| 10. Total expenses: | | \$612,482 |

Statutory Authority: Occupations Code, Chapter 455

* Please see Table 1 for information regarding the number of license holders by county.

Texas Midwifery Board

| | | |
|---|-----|----------|
| 1. Total number of licensees: | | 251 |
| Midwives | 249 | |
| Approved Midwifery Courses | 2 | |
| 2. Total number of new licenses issued: | | 33 |
| 3. Total number of renewal licenses issued: | | 101 |
| 4. Total number of complaints received: | | 40 |
| Abuse/Neglect/Exploitation | 1 | |
| Fraud/Deceit/Bribery | 7 | |
| Standard of Care/Service/Product | 21 | |
| Unlicensed Person/Facility | 10 | |
| Unprofessional Conduct | 1 | |
| 5. Total number of jurisdictional complaints received: | | 33 |
| 6. Total number of complaint investigations completed: | | 0 |
| 7. Total number of jurisdictional complaints resolved: | | 11 |
| Administrative Penalty | 1 | |
| No Violation | 7 | |
| Probated Suspension | 1 | |
| Warning | 1 | |
| Withdrawal | 1 | |
| 8. Average length of time required for jurisdictional complaint resolution: | | 272 |
| 9. Total fees collected: | | \$67,154 |
| 10. Total expenses: | | \$49,473 |

Statutory Authority: Occupations Code, Chapter 203

* Please see Table 1 for information regarding the number of license holders by county.

Offender Education Programs

| | | |
|---|-----|-----------|
| 1. Total number of certificate holders: | | 2,226 |
| DWI Education Instructors | 435 | |
| DWI Intervention Instructors | 336 | |
| Alcohol Education Program for Minor Instructors | 243 | |
| Drug Offender Education Program Instructors | 442 | |
| DWI Education Programs | 206 | |
| DWI Intervention Programs | 170 | |
| Alcohol Education Program for Minors | 158 | |
| Drug Offender Education Programs | 236 | |
| Tx Youth Tobacco Awareness Program | | |
| 2. Total number of new certificates issued: | | 308 |
| 3. Total number of renewal registrations issued | | 1,018 |
| 4. Total number of complaints received: | | 12 |
| Fraud/Deceit/Bribery | 4 | |
| Standard of Care/Service/Product | 2 | |
| Unlicensed Person/Facility | 4 | |
| Unprofessional Conduct | 2 | |
| 5. Total number of jurisdictional complaints received: | | 12 |
| 6. Total number of complaint investigations completed: | | 0 |
| 7. Total number of jurisdictional complaints resolved: | | 9 |
| Cease and Desist | 2 | |
| Denial | 1 | |
| License Expiration | 2 | |
| No Violation | 1 | |
| Warning | 3 | |
| 8. Average length of time required for jurisdictional complaint resolution: | | 698 |
| 9. Total fees collected: | | \$102,250 |
| 10. Total expenses: | | \$626,331 |

Statutory Authority:

- Drug Offender Education Programs
Transportation Code §§521.371 - 521.377
- DWI Education Programs
Code of Criminal Procedure, Art. 42.12, §13(h)
- DWI Intervention Programs
Code of Criminal Procedure, Art. 42.12, §13(j)
- Alcohol Education Programs for Minors
Alcoholic Beverage code, §106.115
- Texas Youth Tobacco Awareness Program
Health & Safety Code, Chpt 161

* Please see Table 1 for information regarding the number of license holders by county.

Optician's Registry Program

| | | |
|---|----|------------|
| 1. Total number of registrants: | | 105 |
| Opticians-Dual | 38 | |
| Registered Contact Lens Technicians | 4 | |
| Registered Spectacle Dispensers | 63 | |
| 2. Total number of new registrations issued: | | 7 |
| 3. Total number of renewal registrations issued: | | 31 |
| 4. Total number of complaints received: | | 4 |
| Standard of Care/Service/Product | 2 | |
| Unlicensed Person/Facility | 2 | |
| 5. Total number of jurisdictional complaints received: | | 1 |
| 6. Total number of complaint investigations completed: | | 0 |
| 7. Total number of jurisdictional complaints resolved: | | 0 |
| 8. Average length of time required for jurisdictional complaint resolution: | | 0 |
| 9. Total fees collected: | | \$30,691** |
| 10. Total expenses: | | \$20,238** |

Statutory Authority: Occupations Code, Chapter 352

* Please see Table 1 for information regarding the number of license holders by county.

** Fee and expense totals include both the Contact Lens Permit Program and the Opticians' Registry Program

Texas Board of Orthotics and Prosthetics

| | | |
|---|-----|-----------|
| 1. Total number of licensees: | | 842 |
| Licensed Prosthetist/Orthotists | 447 | |
| Registered Prosthetist/Orthotist Students | 55 | |
| Temporary Prosthetist/Orthotists | 1 | |
| Registered Prosthetist/Orthotist Technicians | 16 | |
| Licensed Prosthetist/Orthotist Assistants | 61 | |
| Accredited Prosthetic/Orthotic Facility | 262 | |
| 2. Total number of new licenses issued: | | 125 |
| 3. Total number of renewal licenses issued: | | 300 |
| 4. Total number of complaints received: | | 32 |
| Advertising/Mislabeled | 1 | |
| Criminal History | 2 | |
| Fraud/Deceit/Bribery | 5 | |
| Standard of Care/Service/Product | 13 | |
| Unlicensed Person/Facility | 7 | |
| Unprofessional Conduct | 4 | |
| 5. Total number of jurisdictional complaints received: | | 30 |
| 6. Total number of complaint investigations completed: | | 44 |
| 7. Total number of jurisdictional complaints resolved: | | 48 |
| Administrative Penalty | 6 | |
| Cease and Desist | 1 | |
| License Expiration | 1 | |
| No Violation | 22 | |
| Not Substantiated | 12 | |
| Warning Letter | 3 | |
| Withdrawn | 3 | |
| 8. Average length of time required for jurisdictional complaint resolution: | | 765 |
| 9. Total fees collected: | | \$166,803 |
| 10. Total expenses: | | \$93,315 |

Statutory Authority: Occupations Code, Chapter 605

* Please see Table 1 for information regarding the number of license holders by county.

Perfusionist Licensing Program

| | | |
|---|-----|----------|
| 1. Total number of licensees: | | 375 |
| Licensed Perfusionists | 367 | |
| Provisional Licensed Perfusionists | 8 | |
| 2. Total number of new licenses issued: | | 35 |
| 3. Total number of renewal licenses issued: | | 176 |
| 4. Total number of complaints received: | | 2 |
| Unlicensed Person/Facility | 2 | |
| 5. Total number of jurisdictional complaints received: | | 2 |
| 6. Total number of complaint investigations completed: | | 0 |
| 7. Total number of jurisdictional complaints resolved: | | 0 |
| 8. Average length of time required for jurisdictional complaint resolution: | | 0 |
| 9. Total fees collected: | | \$72,266 |
| 10. Total expenses: | | \$64,657 |

Statutory Authority: Occupations Code, Chapter 603

* Please see Table 1 for information regarding the number of license holders by county.

Personal Emergency Response System (PERS) Licensing Program

| | | |
|---|-----|----------|
| 1. Total number of registrants/licenses: | | 270 |
| PERS Registrants-Individuals | 217 | |
| PERS Licenses-Businesses | 53 | |
| 2. Total number of new applications (licenses and registrants): | | 68 |
| 3. Total number of renewals (licenses and registrants): | | 101 |
| 4. Total number of complaints received: | | 0 |
| 5. Total number of jurisdictional complaints received: | | 0 |
| 6. Total number of complaint investigations completed: | | 0 |
| 7. Total number of jurisdictional complaints resolved: | | 0 |
| 8. Average length of time required for jurisdictional complaint resolution: | | 0 |
| 9. Total fees collected: | | \$52,195 |
| 10. Total expenses: | | \$10,562 |

Statutory Authority: Health and Safety Code, Chapter 781

* Please see Table 1 for information regarding the number of license holders by county.

Texas State Board of Examiners of Professional Counselors

| | | |
|---|--------|-------------|
| 1. Total number of licensees: | | 21,261 |
| Licensed Professional Counselors | 17,476 | |
| Professional Counselor Interns | 3,779 | |
| Professional Counselor Provisional | 6 | |
| 2. Total number of new licenses issued: | | 3,272 |
| 3. Total number of renewal licenses issued: | | 8,010 |
| 4. Total number of complaints received: | | 215 |
| Abuse/Neglect/Exploitation | 2 | |
| Advertising/Mislabeling | 8 | |
| Confidentiality | 11 | |
| Criminal History | 5 | |
| Fraud/Deceit/Bribery | 12 | |
| Order Non-Compliance | 1 | |
| Sexual Misconduct | 12 | |
| Standard of Care/Service/Product | 55 | |
| Unlicensed Person/Facility | 8 | |
| Unprofessional Conduct | 101 | |
| 5. Total number of jurisdictional complaints received: | | 190 |
| 6. Total number of complaint investigations completed: | | 113 |
| 7. Total number of jurisdictional complaints resolved: | | 93 |
| Administrative Penalties | 13 | |
| Cease and Desist | 7 | |
| License Expiration | 4 | |
| No Violation | 40 | |
| Not Substantiated | 4 | |
| Probated Suspension | 5 | |
| Reprimand | 2 | |
| Revocation | 3 | |
| Surrender | 4 | |
| Warning letters | 10 | |
| Withdrawal | 1 | |
| 8. Average length of time required for jurisdictional complaint resolution: | | 505 |
| 9. Total fees collected: | | \$1,535,732 |
| 10. Total expenses: | | \$554,623 |

Statutory Authority: Occupations Code, Chapter 503

* Please see Table 1 for information regarding the number of license holders by county.

Sanitarian Registration Program

| | | |
|---|-------|-----------|
| 1. Total number of registrants: | | 1,242 |
| Registered Professional Sanitarians | 1,204 | |
| Registered Sanitarians in Training | 38 | |
| 2. Total number of new licenses issued: | | 92 |
| 3. Total number of renewal licenses issued: | | 574 |
| 4. Total number of complaints received: | | 1 |
| Standard of Care/Service/Product | 1 | |
| 5. Total number of jurisdictional complaints received: | | 1 |
| 6. Total number of complaint investigations completed: | | 1 |
| 7. Total number of jurisdictional complaints resolved: | | 2 |
| No Violation | 1 | |
| Violation Found and Corrected | 1 | |
| 8. Average length of time required for jurisdictional complaint resolution: | | 677 |
| 9. Total fees collected: | | \$109,151 |
| 10. Total expenses: | | \$44,927 |

Statutory Authority: Occupations Code, Chapter 1953

* Please see Table 1 for information regarding the number of license holders by county.

Texas State Board of Social Worker Examiners

| | | |
|---|-------|-------------|
| 1. Total number of licensees: | | 23,053 |
| Licensed Clinical Social Workers | 7,616 | |
| Licensed Master Social Workers-Advanced Practitioner | 352 | |
| Licensed Master Social Workers | 9,386 | |
| Temp Licensed Master Social Workers | 78 | |
| Licensed Baccalaureate Social Workers | 5,562 | |
| Temp Licensed Baccalaureate Social Workers | 59 | |
| 2. Total number of new licenses issued: | | 1,884 |
| 3. Total number of renewal licenses issued: | | 10,431 |
| 4. Total number of complaints received: | | 124 |
| Confidentiality | 7 | |
| Criminal History | 4 | |
| Fraud/Deceit/Bribery | 4 | |
| ReOpen/ReInstate | 1 | |
| Sexual Misconduct | 5 | |
| Standard of Care/Service/Product | 28 | |
| Unlicensed Person/Facility | 18 | |
| Unprofessional Conduct | 57 | |
| 5. Total number of jurisdictional complaints received: | | 122 |
| 6. Total number of complaint investigations completed: | | 31 |
| 7. Total number of jurisdictional complaints resolved: | | 50 |
| Cease and Desist | 11 | |
| Denial | 1 | |
| License Expiration | 12 | |
| No Violation | 8 | |
| Not Substantiated | 4 | |
| Probated Suspension | 1 | |
| Violation Found & Corrected | 1 | |
| Warning Letter | 11 | |
| Withdrawn | 1 | |
| 8. Average length of time required for jurisdictional complaint resolution: | | 735 |
| 9. Total fees collected: | | \$1,203,012 |
| 10. Total expenses: | | \$566,951 |

Statutory Authority: Occupations Code, Chapter 505

* Please see Table 1 for information regarding the number of license holders by county.

State Board of Examiners for Speech-Language Pathology and Audiology

| | | |
|---|--------|-------------|
| 1. Total number of licensees: | | 18,598 |
| Speech Language Pathologists | 12,469 | |
| Temp Speech Language Pathologists | 1 | |
| Speech Language Pathologist Interns | 680 | |
| Speech Language Pathologist Assistants | 4,195 | |
| Audiologists | 1,205 | |
| Audiologist Interns | 39 | |
| Temporary Audiologist | 1 | |
| Audiologist Assistants | 8 | |
| 2. Total number of new licenses issued: | | 2,989 |
| 3. Total number of renewal licenses issued: | | 7,567 |
| 4. Total number of complaints received: | | 55 |
| Advertising/Mislabeling | 1 | |
| Fraud/Deceit/Bribery | 15 | |
| Standard of Care/Service/Product | 18 | |
| Unlicensed Person/Facility | 10 | |
| Unprofessional Conduct | 11 | |
| 5. Total number of jurisdictional complaints received: | | 53 |
| 6. Total number of complaint investigations completed: | | 0 |
| 7. Total number of jurisdictional complaints resolved: | | 26 |
| Administrative Penalty | 1 | |
| Cease and Desist | 2 | |
| No Violation | 14 | |
| Not Substantiated | 1 | |
| Probated Suspension | 2 | |
| Warning Letter | 5 | |
| Withdrawn | 1 | |
| 8. Average length of time required for jurisdictional complaint resolution: | | 206 |
| 9. Total fees collected: | | \$1,151,356 |
| 10. Total expenses: | | \$320,955 |

Statutory Authority: Occupations Code, Chapter 401

* Please see Table 1 for information regarding the number of license holders by county.

Table 1: Licensed Individuals by Program, by County of Residence PLCU FY2014

| PROGRAM | | | | | | | | | | | | | | | | | | | | | | | | | |
|---------------|-----|-----|-----|----|-----|-----|----|------|-------|-----|----|-------|----|-----|-----|------|-------|------|-------|-----|-------|----|-------|-------|-----------------|
| COUNTY | AT | AU | CEO | CP | DT | DX | FD | LCDC | LPC | MFT | MP | MT | MW | OE | O&P | Opt. | Perf. | PERS | RCP | RS | SLP | SO | SW | XR | Total by County |
| ANDERSON | 7 | 0 | 7 | 0 | 3 | 0 | 0 | 13 | 26 | 4 | 0 | 41 | 2 | 5 | 2 | 0 | 0 | 0 | 29 | 2 | 15 | 5 | 30 | 54 | 245 |
| ANDREWS | 2 | 0 | 2 | 0 | 1 | 0 | 0 | 1 | 4 | 0 | 0 | 14 | 0 | 1 | 0 | 0 | 0 | 0 | 6 | 0 | 5 | 0 | 2 | 9 | 47 |
| ANGELINA | 5 | 3 | 6 | 0 | 22 | 4 | 7 | 21 | 60 | 3 | 0 | 49 | 0 | 11 | 6 | 3 | 1 | 0 | 95 | 7 | 40 | 3 | 88 | 158 | 592 |
| ARANSAS | 3 | 0 | 5 | 0 | 3 | 1 | 2 | 4 | 18 | 0 | 0 | 25 | 0 | 0 | 0 | 0 | 0 | 0 | 5 | 1 | 8 | 1 | 10 | 24 | 110 |
| ARCHER | 5 | 1 | 6 | 0 | 2 | 5 | 1 | 4 | 9 | 1 | 1 | 9 | 0 | 2 | 0 | 0 | 0 | 0 | 11 | 1 | 7 | 0 | 14 | 18 | 97 |
| ARMSTRONG | 0 | 0 | 0 | 0 | 2 | 0 | 0 | 1 | 2 | 0 | 0 | 1 | 0 | 0 | 0 | 0 | 0 | 0 | 2 | 0 | 1 | 0 | 1 | 4 | 14 |
| ATASCOSA | 9 | 0 | 4 | 0 | 3 | 1 | 0 | 11 | 12 | 1 | 0 | 40 | 1 | 1 | 0 | 0 | 0 | 0 | 17 | 1 | 16 | 0 | 18 | 34 | 169 |
| AUSTIN | 3 | 0 | 2 | 0 | 4 | 0 | 2 | 5 | 11 | 4 | 1 | 28 | 0 | 0 | 0 | 0 | 1 | 0 | 7 | 0 | 12 | 1 | 14 | 30 | 125 |
| BAILEY | 1 | 0 | 2 | 0 | 0 | 0 | 0 | 1 | 2 | 0 | 0 | 0 | 0 | 1 | 0 | 0 | 0 | 0 | 2 | 0 | 3 | 0 | 1 | 6 | 19 |
| BANDERA | 3 | 0 | 2 | 0 | 5 | 2 | 1 | 9 | 22 | 3 | 0 | 39 | 0 | 1 | 0 | 0 | 0 | 0 | 14 | 2 | 19 | 0 | 10 | 24 | 156 |
| BASTROP | 2 | 1 | 7 | 0 | 4 | 3 | 1 | 27 | 45 | 4 | 0 | 105 | 0 | 10 | 2 | 0 | 0 | 0 | 21 | 7 | 23 | 1 | 56 | 50 | 369 |
| BAYLOR | 1 | 0 | 0 | 0 | 1 | 0 | 0 | 1 | 1 | 0 | 0 | 1 | 0 | 0 | 0 | 0 | 0 | 0 | 2 | 0 | 2 | 0 | 5 | 6 | 20 |
| BEE | 3 | 0 | 4 | 0 | 2 | 0 | 1 | 6 | 16 | 1 | 0 | 12 | 0 | 0 | 0 | 0 | 0 | 1 | 9 | 0 | 11 | 1 | 11 | 35 | 113 |
| BELL | 30 | 20 | 31 | 4 | 44 | 9 | 8 | 167 | 289 | 57 | 19 | 300 | 2 | 34 | 4 | 1 | 5 | 0 | 221 | 18 | 121 | 7 | 353 | 260 | 2,004 |
| BEXAR | 163 | 84 | 125 | 6 | 350 | 31 | 51 | 639 | 1,694 | 263 | 51 | 2,145 | 10 | 135 | 97 | 3 | 29 | 20 | 942 | 101 | 1,132 | 28 | 1,682 | 1,831 | 11,612 |
| BLANCO | 2 | 1 | 1 | 0 | 5 | 0 | 0 | 8 | 5 | 3 | 0 | 13 | 0 | 0 | 0 | 0 | 0 | 0 | 2 | 3 | 1 | 0 | 16 | 6 | 66 |
| BORDEN | 0 | 1 | 1 | 0 | 1 | 0 | 0 | 3 | 4 | 0 | 0 | 2 | 0 | 1 | 0 | 0 | 0 | 0 | 1 | 0 | 2 | 0 | 3 | 4 | 23 |
| BOSQUE | 1 | 0 | 3 | 0 | 1 | 0 | 1 | 4 | 9 | 0 | 0 | 18 | 0 | 1 | 0 | 0 | 0 | 0 | 12 | 1 | 2 | 0 | 11 | 12 | 76 |
| BOWIE | 6 | 3 | 8 | 0 | 10 | 8 | 6 | 33 | 61 | 6 | 1 | 37 | 0 | 13 | 3 | 0 | 5 | 2 | 63 | 1 | 57 | 1 | 48 | 133 | 505 |
| BRAZORIA | 35 | 10 | 46 | 0 | 61 | 5 | 6 | 140 | 197 | 40 | 11 | 315 | 1 | 68 | 6 | 0 | 18 | 0 | 266 | 10 | 162 | 7 | 202 | 489 | 2,095 |
| BRAZOS | 47 | 5 | 18 | 0 | 43 | 6 | 6 | 59 | 127 | 26 | 3 | 218 | 2 | 22 | 4 | 1 | 4 | 0 | 48 | 25 | 86 | 6 | 85 | 154 | 995 |
| BREWSTER | 1 | 0 | 1 | 0 | 0 | 0 | 1 | 2 | 14 | 0 | 0 | 18 | 0 | 2 | 0 | 0 | 0 | 1 | 3 | 2 | 5 | 0 | 7 | 7 | 64 |
| BRISCOE | 0 | 0 | 0 | 0 | 0 | 0 | 0 | 0 | 0 | 0 | 0 | 3 | 0 | 0 | 0 | 0 | 0 | 0 | 1 | 0 | 2 | 0 | 0 | 2 | 8 |
| BROOKS | 1 | 0 | 3 | 0 | 0 | 0 | 0 | 2 | 0 | 0 | 0 | 0 | 0 | 0 | 0 | 0 | 0 | 0 | 1 | 0 | 4 | 0 | 2 | 1 | 14 |
| BROWN | 5 | 2 | 3 | 0 | 2 | 1 | 2 | 40 | 34 | 3 | 0 | 35 | 0 | 7 | 1 | 1 | 0 | 0 | 14 | 0 | 17 | 1 | 36 | 41 | 245 |
| BURLESON | 1 | 0 | 3 | 0 | 1 | 0 | 0 | 2 | 1 | 0 | 0 | 16 | 0 | 0 | 0 | 0 | 0 | 0 | 8 | 0 | 6 | 0 | 3 | 18 | 59 |
| BURNET | 4 | 2 | 13 | 0 | 3 | 7 | 0 | 29 | 26 | 8 | 0 | 72 | 0 | 10 | 0 | 0 | 0 | 0 | 15 | 6 | 16 | 0 | 34 | 38 | 283 |
| CALDWELL | 5 | 0 | 8 | 1 | 5 | 0 | 0 | 10 | 21 | 3 | 0 | 43 | 0 | 6 | 0 | 0 | 0 | 0 | 19 | 10 | 10 | 6 | 41 | 42 | 230 |
| CALHOUN | 2 | 0 | 3 | 0 | 0 | 0 | 0 | 3 | 5 | 1 | 0 | 12 | 0 | 3 | 0 | 0 | 0 | 0 | 14 | 0 | 8 | 0 | 6 | 16 | 73 |
| CALLAHAN | 7 | 2 | 3 | 0 | 2 | 2 | 1 | 11 | 27 | 9 | 0 | 20 | 0 | 0 | 1 | 0 | 0 | 0 | 16 | 3 | 15 | 0 | 23 | 32 | 174 |
| CAMERON | 37 | 3 | 37 | 4 | 37 | 40 | 16 | 102 | 148 | 14 | 2 | 305 | 4 | 44 | 2 | 5 | 10 | 5 | 277 | 10 | 327 | 2 | 190 | 346 | 1,967 |
| CAMP | 1 | 0 | 0 | 0 | 2 | 0 | 0 | 0 | 2 | 0 | 0 | 3 | 0 | 0 | 0 | 0 | 0 | 0 | 6 | 3 | 4 | 0 | 5 | 6 | 32 |
| CARSON | 0 | 0 | 0 | 0 | 0 | 1 | 0 | 2 | 1 | 0 | 0 | 5 | 0 | 0 | 0 | 0 | 0 | 0 | 2 | 0 | 7 | 0 | 3 | 12 | 33 |
| CASS | 1 | 0 | 2 | 0 | 1 | 2 | 4 | 11 | 13 | 0 | 0 | 22 | 0 | 8 | 1 | 0 | 0 | 1 | 14 | 0 | 17 | 1 | 9 | 29 | 136 |
| CASTRO | 2 | 0 | 1 | 0 | 0 | 4 | 0 | 2 | 1 | 0 | 0 | 2 | 0 | 2 | 0 | 0 | 0 | 0 | 0 | 0 | 3 | 0 | 3 | 9 | 29 |
| CHAMBERS | 1 | 0 | 2 | 0 | 2 | 1 | 0 | 13 | 11 | 1 | 0 | 22 | 0 | 3 | 0 | 0 | 0 | 0 | 16 | 3 | 17 | 1 | 12 | 61 | 166 |
| CHEROKEE | 5 | 1 | 3 | 1 | 2 | 0 | 0 | 17 | 34 | 6 | 0 | 22 | 0 | 3 | 0 | 0 | 0 | 2 | 27 | 1 | 18 | 2 | 54 | 43 | 241 |
| CHILDRESS | 1 | 0 | 0 | 0 | 0 | 0 | 0 | 2 | 1 | 2 | 0 | 9 | 0 | 0 | 0 | 0 | 0 | 0 | 3 | 0 | 1 | 0 | 2 | 10 | 31 |
| CLAY | 1 | 0 | 1 | 0 | 0 | 1 | 0 | 2 | 11 | 0 | 0 | 9 | 0 | 3 | 0 | 0 | 0 | 0 | 15 | 0 | 5 | 0 | 11 | 31 | 90 |
| COCHRAN | 0 | 0 | 0 | 0 | 1 | 0 | 0 | 0 | 0 | 0 | 0 | 2 | 0 | 0 | 0 | 0 | 0 | 0 | 1 | 0 | 0 | 0 | 2 | 4 | 10 |
| COKE | 1 | 0 | 1 | 0 | 0 | 0 | 0 | 1 | 1 | 1 | 0 | 0 | 0 | 0 | 0 | 0 | 0 | 0 | 0 | 0 | 0 | 0 | 2 | 4 | 11 |
| COLEMAN | 7 | 0 | 3 | 0 | 1 | 0 | 0 | 5 | 13 | 0 | 0 | 6 | 0 | 0 | 0 | 0 | 0 | 0 | 10 | 0 | 3 | 1 | 5 | 13 | 67 |
| COLLIN | 90 | 68 | 87 | 1 | 237 | 106 | 26 | 208 | 985 | 119 | 21 | 1,231 | 8 | 45 | 22 | 0 | 14 | 10 | 559 | 43 | 794 | 9 | 702 | 913 | 6,298 |
| COLLINGSWORTH | 0 | 0 | 0 | 0 | 1 | 0 | 0 | 0 | 1 | 0 | 0 | 4 | 0 | 0 | 0 | 0 | 0 | 0 | 2 | 0 | 3 | 0 | 2 | 7 | 20 |
| COLORADO | 0 | 0 | 3 | 0 | 0 | 0 | 1 | 3 | 5 | 0 | 0 | 12 | 0 | 4 | 0 | 0 | 0 | 0 | 7 | 3 | 4 | 0 | 7 | 36 | 85 |
| COMAL | 22 | 6 | 6 | 0 | 53 | 5 | 10 | 38 | 141 | 25 | 2 | 175 | 4 | 7 | 8 | 2 | 0 | 0 | 82 | 10 | 99 | 8 | 158 | 134 | 995 |
| COMANCHE | 2 | 0 | 0 | 0 | 2 | 5 | 0 | 7 | 6 | 0 | 0 | 8 | 1 | 2 | 0 | 0 | 0 | 0 | 4 | 1 | 5 | 0 | 13 | 9 | 65 |
| CONCHO | 0 | 0 | 0 | 0 | 0 | 0 | 0 | 1 | 1 | 0 | 0 | 3 | 0 | 0 | 0 | 0 | 0 | 0 | 1 | 1 | 2 | 0 | 1 | 4 | 14 |
| COOKE | 4 | 1 | 4 | 0 | 4 | 3 | 0 | 6 | 23 | 2 | 0 | 38 | 0 | 5 | 2 | 0 | 0 | 0 | 12 | 1 | 16 | 2 | 24 | 40 | 187 |
| CORYELL | 5 | 0 | 8 | 0 | 4 | 0 | 1 | 31 | 35 | 8 | 0 | 48 | 0 | 7 | 0 | 1 | 0 | 0 | 10 | 4 | 19 | 3 | 44 | 39 | 267 |
| COTTLE | 0 | 0 | 0 | 0 | 0 | 0 | 0 | 0 | 0 | 0 | 0 | 1 | 0 | 0 | 0 | 0 | 0 | 0 | 0 | 0 | 1 | 0 | 0 | 0 | 2 |
| CRANE | 3 | 0 | 0 | 0 | 0 | 0 | 0 | 1 | 0 | 0 | 0 | 3 | 0 | 0 | 0 | 0 | 0 | 0 | 3 | 0 | 1 | 0 | 0 | 9 | 20 |
| CROCKETT | 1 | 0 | 1 | 0 | 0 | 0 | 0 | 0 | 1 | 1 | 0 | 2 | 0 | 0 | 0 | 0 | 0 | 0 | 0 | 0 | 2 | 0 | 0 | 2 | 10 |
| CROSBY | 0 | 0 | 2 | 0 | 0 | 1 | 0 | 1 | 6 | 1 | 0 | 11 | 0 | 1 | 0 | 0 | 0 | 1 | 3 | 0 | 6 | 0 | 1 | 9 | 43 |
| CULBERSON | 1 | 0 | 1 | 0 | 0 | 0 | 0 | 1 | 0 | 0 | 0 | 0 | 0 | 0 | 0 | 0 | 0 | 0 | 0 | 0 | 0 | 0 | 0 | 2 | 5 |
| DALLAM | 0 | 0 | 0 | 0 | 0 | 0 | 0 | 0 | 1 | 0 | 0 | 2 | 0 | 0 | 0 | 0 | 0 | 0 | 3 | 0 | 3 | 0 | 0 | 3 | 12 |
| DALLAS | 179 | 127 | 335 | 11 | 517 | 138 | 39 | 809 | 2,183 | 353 | 46 | 2,926 | 13 | 193 | 78 | 11 | 25 | 27 | 1,071 | 98 | 1,439 | 43 | 1,850 | 2,154 | 14,665 |
| DAWSON | 1 | 0 | 1 | 0 | 0 | 0 | 0 | 0 | 4 | 0 | 0 | 10 | 0 | 3 | 0 | 0 | 0 | 0 | 2 | 0 | 0 | 0 | 6 | 10 | 37 |
| DE WITT | 3 | 0 | 2 | 0 | 1 | 1 | 0 | 2 | 12 | 0 | 0 | 20 | 0 | 1 | 0 | 0 | 0 | 0 | 18 | 0 | 5 | 0 | 9 | 18 | 92 |

Table 1: Licensed Individuals by Program, by County of Residence PLCU FY2014

| PROGRAM | | | | | | | | | | | | | | | | | | | | | | | Total by County | | |
|------------|-----|-----|-----|----|-----|----|----|-------|-------|-----|-----|-------|----|-----|-----|------|-------|------|-------|-----|-------|----|-----------------|-------|-----------------|
| COUNTY | AT | AU | CEO | CP | DT | DX | FD | LCDC | LPC | MFT | MP | MT | MW | OE | O&P | Opt. | Perf. | PERS | RCP | RS | SLP | SO | SW | XR | Total by County |
| DEAF SMITH | 2 | 0 | 0 | 0 | 0 | 0 | 0 | 0 | 6 | 0 | 0 | 13 | 0 | 4 | 0 | 0 | 0 | 0 | 6 | 0 | 7 | 0 | 11 | 15 | 64 |
| DELTA | 1 | 0 | 2 | 0 | 0 | 0 | 0 | 2 | 6 | 1 | 0 | 3 | 0 | 0 | 0 | 0 | 0 | 0 | 2 | 2 | 1 | 0 | 6 | 7 | 33 |
| DENTON | 115 | 50 | 64 | 1 | 203 | 64 | 21 | 169 | 745 | 101 | 11 | 965 | 9 | 25 | 16 | 4 | 3 | 7 | 305 | 34 | 556 | 15 | 535 | 772 | 4,790 |
| DICKENS | 0 | 0 | 0 | 0 | 0 | 0 | 0 | 0 | 1 | 0 | 0 | 2 | 0 | 0 | 0 | 0 | 0 | 0 | 1 | 0 | 1 | 0 | 1 | 1 | 7 |
| DIMITT | 1 | 0 | 0 | 0 | 1 | 1 | 0 | 1 | 4 | 0 | 0 | 1 | 0 | 0 | 0 | 0 | 0 | 0 | 1 | 0 | 9 | 0 | 2 | 6 | 27 |
| DONLEY | 0 | 0 | 0 | 0 | 0 | 0 | 0 | 2 | 1 | 0 | 0 | 3 | 0 | 0 | 0 | 0 | 0 | 0 | 1 | 0 | 0 | 0 | 4 | 3 | 14 |
| DUVAL | 0 | 0 | 1 | 0 | 0 | 0 | 0 | 13 | 2 | 0 | 0 | 1 | 0 | 0 | 0 | 0 | 0 | 0 | 3 | 0 | 8 | 0 | 3 | 11 | 42 |
| EASTLAND | 4 | 0 | 3 | 0 | 0 | 0 | 0 | 18 | 12 | 1 | 0 | 13 | 0 | 5 | 0 | 0 | 0 | 0 | 9 | 0 | 5 | 0 | 15 | 11 | 96 |
| ECTOR | 8 | 5 | 10 | 2 | 10 | 6 | 5 | 58 | 73 | 4 | 1 | 100 | 0 | 28 | 2 | 0 | 1 | 8 | 98 | 9 | 41 | 2 | 46 | 177 | 694 |
| EDWARDS | 1 | 0 | 2 | 0 | 1 | 0 | 0 | 0 | 1 | 0 | 0 | 1 | 0 | 0 | 1 | 0 | 0 | 0 | 0 | 0 | 2 | 0 | 3 | 1 | 13 |
| EL PASO | 82 | 16 | 80 | 7 | 95 | 3 | 17 | 303 | 382 | 48 | 6 | 554 | 19 | 36 | 21 | 6 | 7 | 8 | 354 | 5 | 507 | 12 | 546 | 566 | 3,680 |
| ELLIS | 25 | 4 | 34 | 0 | 23 | 4 | 5 | 39 | 140 | 13 | 1 | 141 | 0 | 4 | 3 | 0 | 0 | 1 | 82 | 8 | 71 | 4 | 99 | 214 | 915 |
| ERATH | 14 | 2 | 3 | 0 | 7 | 2 | 3 | 31 | 41 | 2 | 0 | 28 | 0 | 7 | 0 | 0 | 0 | 1 | 10 | 2 | 18 | 1 | 28 | 29 | 229 |
| FALLS | 0 | 1 | 3 | 0 | 1 | 0 | 0 | 10 | 10 | 0 | 0 | 7 | 0 | 1 | 2 | 0 | 0 | 0 | 8 | 1 | 5 | 0 | 14 | 14 | 77 |
| FANNIN | 0 | 1 | 2 | 0 | 3 | 0 | 0 | 12 | 14 | 2 | 0 | 30 | 0 | 3 | 0 | 1 | 0 | 0 | 14 | 2 | 12 | 0 | 35 | 38 | 169 |
| FAYETTE | 3 | 1 | 1 | 0 | 5 | 2 | 2 | 5 | 8 | 3 | 0 | 18 | 0 | 1 | 0 | 0 | 0 | 0 | 9 | 0 | 10 | 0 | 15 | 21 | 104 |
| FISHER | 0 | 0 | 0 | 0 | 1 | 0 | 0 | 2 | 0 | 0 | 0 | 3 | 0 | 0 | 0 | 0 | 0 | 0 | 2 | 0 | 0 | 0 | 1 | 4 | 13 |
| FLOYD | 0 | 0 | 1 | 0 | 0 | 0 | 0 | 1 | 1 | 0 | 0 | 4 | 0 | 0 | 0 | 0 | 0 | 0 | 1 | 0 | 0 | 0 | 2 | 6 | 16 |
| FOARD | 0 | 0 | 0 | 0 | 0 | 0 | 0 | 0 | 0 | 0 | 0 | 0 | 0 | 0 | 0 | 0 | 0 | 0 | 0 | 0 | 0 | 0 | 0 | 0 | 0 |
| FORT BEND | 79 | 35 | 33 | 4 | 181 | 10 | 8 | 212 | 464 | 71 | 22 | 647 | 4 | 37 | 20 | 3 | 18 | 10 | 536 | 28 | 448 | 17 | 537 | 877 | 4,301 |
| FRANKLIN | 1 | 0 | 3 | 0 | 0 | 0 | 0 | 3 | 10 | 0 | 0 | 8 | 0 | 0 | 0 | 0 | 0 | 0 | 9 | 0 | 2 | 0 | 6 | 9 | 51 |
| FREESTONE | 2 | 0 | 1 | 1 | 2 | 2 | 0 | 2 | 11 | 3 | 0 | 13 | 0 | 2 | 0 | 0 | 0 | 0 | 7 | 1 | 7 | 0 | 5 | 13 | 72 |
| FRIO | 1 | 0 | 2 | 0 | 0 | 0 | 0 | 4 | 4 | 0 | 0 | 6 | 0 | 3 | 0 | 0 | 0 | 0 | 0 | 0 | 2 | 0 | 2 | 6 | 30 |
| GAINES | 4 | 0 | 0 | 0 | 1 | 2 | 0 | 2 | 4 | 0 | 0 | 11 | 1 | 2 | 0 | 0 | 0 | 0 | 3 | 1 | 7 | 0 | 1 | 10 | 49 |
| GALVESTON | 36 | 21 | 38 | 0 | 55 | 6 | 5 | 138 | 218 | 60 | 11 | 401 | 2 | 15 | 10 | 1 | 2 | 2 | 224 | 24 | 189 | 6 | 232 | 518 | 2,214 |
| GARZA | 1 | 0 | 2 | 0 | 0 | 1 | 0 | 2 | 2 | 0 | 0 | 5 | 0 | 0 | 0 | 0 | 0 | 0 | 3 | 0 | 1 | 0 | 0 | 5 | 22 |
| GILLESPIE | 1 | 3 | 1 | 0 | 3 | 0 | 0 | 12 | 25 | 2 | 0 | 71 | 1 | 2 | 0 | 0 | 0 | 0 | 10 | 3 | 12 | 1 | 25 | 29 | 201 |
| GLASSCOCK | 0 | 0 | 0 | 0 | 2 | 0 | 0 | 0 | 0 | 0 | 0 | 0 | 0 | 0 | 0 | 0 | 0 | 0 | 2 | 0 | 1 | 0 | 3 | 1 | 9 |
| GOLIAD | 1 | 0 | 0 | 0 | 2 | 0 | 0 | 1 | 8 | 1 | 0 | 6 | 0 | 2 | 0 | 0 | 0 | 0 | 8 | 2 | 3 | 0 | 4 | 8 | 46 |
| GONZALES | 1 | 0 | 0 | 0 | 2 | 0 | 0 | 3 | 4 | 0 | 0 | 15 | 0 | 2 | 0 | 0 | 0 | 0 | 3 | 0 | 6 | 0 | 5 | 10 | 51 |
| GRAY | 1 | 0 | 1 | 0 | 1 | 0 | 0 | 4 | 8 | 0 | 0 | 19 | 0 | 2 | 0 | 0 | 0 | 0 | 6 | 1 | 6 | 0 | 7 | 17 | 73 |
| GRAYSON | 9 | 6 | 19 | 0 | 12 | 6 | 2 | 62 | 86 | 7 | 0 | 112 | 1 | 28 | 4 | 0 | 3 | 5 | 51 | 8 | 64 | 5 | 88 | 153 | 731 |
| GREGG | 27 | 6 | 5 | 2 | 18 | 2 | 8 | 75 | 94 | 9 | 3 | 94 | 0 | 24 | 4 | 0 | 3 | 0 | 65 | 7 | 71 | 1 | 81 | 180 | 779 |
| GRIMES | 3 | 1 | 1 | 0 | 1 | 1 | 0 | 11 | 13 | 3 | 0 | 28 | 1 | 3 | 0 | 0 | 0 | 0 | 10 | 3 | 5 | 1 | 10 | 16 | 111 |
| GUADALUPE | 21 | 4 | 9 | 0 | 26 | 4 | 4 | 38 | 93 | 7 | 0 | 129 | 2 | 14 | 2 | 1 | 0 | 0 | 84 | 8 | 69 | 1 | 135 | 154 | 805 |
| HALE | 4 | 0 | 5 | 0 | 5 | 1 | 1 | 22 | 28 | 2 | 0 | 21 | 0 | 7 | 0 | 0 | 0 | 0 | 6 | 0 | 7 | 2 | 12 | 31 | 154 |
| HALL | 1 | 0 | 1 | 0 | 0 | 2 | 0 | 1 | 0 | 0 | 0 | 1 | 0 | 0 | 0 | 0 | 0 | 0 | 0 | 0 | 0 | 0 | 0 | 0 | 6 |
| HAMILTON | 1 | 0 | 2 | 0 | 3 | 0 | 0 | 7 | 4 | 0 | 0 | 7 | 0 | 0 | 0 | 0 | 0 | 0 | 3 | 0 | 5 | 0 | 7 | 8 | 47 |
| HANSFORD | 1 | 0 | 0 | 0 | 0 | 0 | 0 | 0 | 2 | 0 | 0 | 3 | 0 | 0 | 0 | 0 | 0 | 0 | 3 | 0 | 1 | 0 | 1 | 1 | 12 |
| HARDEMAN | 0 | 0 | 0 | 0 | 0 | 0 | 0 | 0 | 3 | 0 | 0 | 5 | 0 | 0 | 0 | 0 | 0 | 0 | 0 | 0 | 2 | 0 | 7 | 6 | 23 |
| HARDIN | 3 | 4 | 5 | 0 | 9 | 1 | 1 | 13 | 29 | 0 | 0 | 34 | 0 | 10 | 1 | 0 | 0 | 1 | 56 | 3 | 24 | 1 | 26 | 94 | 315 |
| HARRIS | 295 | 161 | 142 | 27 | 778 | 89 | 78 | 1,588 | 2,666 | 566 | 149 | 4,790 | 16 | 295 | 129 | 16 | 57 | 10 | 1,678 | 137 | 2,035 | 80 | 3,038 | 3,700 | 22,520 |
| HARRISON | 8 | 0 | 2 | 0 | 10 | 0 | 3 | 39 | 31 | 3 | 0 | 36 | 1 | 6 | 1 | 0 | 0 | 0 | 22 | 4 | 26 | 1 | 36 | 67 | 296 |
| HARTLEY | 0 | 0 | 2 | 0 | 1 | 0 | 0 | 1 | 4 | 0 | 0 | 1 | 0 | 0 | 0 | 0 | 0 | 0 | 3 | 0 | 2 | 0 | 2 | 4 | 20 |
| HASKELL | 0 | 0 | 0 | 0 | 0 | 0 | 0 | 1 | 3 | 1 | 0 | 3 | 0 | 4 | 0 | 0 | 0 | 0 | 4 | 0 | 2 | 0 | 2 | 5 | 25 |
| HAYS | 33 | 7 | 15 | 0 | 19 | 3 | 6 | 90 | 167 | 17 | 0 | 224 | 5 | 15 | 2 | 0 | 1 | 4 | 90 | 25 | 97 | 8 | 201 | 120 | 1,149 |
| HEMPHILL | 0 | 0 | 0 | 0 | 0 | 0 | 0 | 0 | 3 | 0 | 0 | 6 | 0 | 0 | 0 | 0 | 0 | 0 | 2 | 0 | 2 | 0 | 1 | 2 | 16 |
| HENDERSON | 10 | 0 | 8 | 0 | 3 | 3 | 2 | 23 | 30 | 2 | 0 | 59 | 0 | 10 | 0 | 0 | 0 | 1 | 31 | 4 | 23 | 1 | 37 | 57 | 304 |
| HIDALGO | 68 | 10 | 70 | 2 | 128 | 11 | 13 | 250 | 318 | 8 | 2 | 513 | 13 | 42 | 16 | 0 | 3 | 5 | 286 | 9 | 1,000 | 5 | 472 | 563 | 3,807 |
| HILL | 1 | 0 | 5 | 0 | 1 | 0 | 0 | 9 | 17 | 0 | 0 | 25 | 0 | 6 | 0 | 0 | 0 | 0 | 20 | 0 | 5 | 1 | 24 | 33 | 147 |
| HOCKLEY | 5 | 1 | 4 | 1 | 5 | 4 | 1 | 3 | 8 | 2 | 0 | 22 | 0 | 5 | 0 | 1 | 1 | 0 | 22 | 2 | 11 | 1 | 13 | 36 | 148 |
| HOOD | 5 | 1 | 4 | 0 | 3 | 5 | 3 | 27 | 55 | 7 | 0 | 50 | 1 | 12 | 0 | 0 | 1 | 1 | 36 | 6 | 13 | 3 | 54 | 58 | 345 |
| HOPKINS | 4 | 0 | 2 | 0 | 5 | 2 | 1 | 15 | 24 | 1 | 0 | 15 | 0 | 11 | 3 | 0 | 0 | 1 | 31 | 3 | 14 | 2 | 36 | 51 | 221 |
| HOUSTON | 0 | 0 | 2 | 0 | 2 | 0 | 1 | 2 | 7 | 0 | 1 | 13 | 0 | 7 | 0 | 0 | 0 | 0 | 13 | 0 | 5 | 1 | 12 | 18 | 84 |
| HOWARD | 3 | 1 | 3 | 0 | 4 | 0 | 0 | 8 | 9 | 3 | 0 | 20 | 0 | 6 | 0 | 2 | 0 | 0 | 9 | 0 | 4 | 0 | 22 | 26 | 120 |
| HUDSPETH | 2 | 0 | 4 | 0 | 0 | 0 | 0 | 5 | 2 | 0 | 0 | 5 | 0 | 0 | 0 | 0 | 0 | 0 | 3 | 0 | 6 | 0 | 3 | 3 | 33 |
| HUNT | 11 | 2 | 10 | 1 | 3 | 11 | 2 | 28 | 59 | 5 | 2 | 67 | 2 | 8 | 1 | 2 | 0 | 0 | 23 | 8 | 33 | 0 | 51 | 76 | 405 |
| HUTCHINSON | 3 | 0 | 2 | 0 | 2 | 0 | 0 | 0 | 3 | 1 | 0 | 15 | 0 | 3 | 0 | 0 | 0 | 0 | 4 | 0 | 11 | 0 | 7 | 19 | 70 |
| IRION | 2 | 1 | 0 | 0 | 3 | 2 | 0 | 3 | 11 | 0 | 0 | 7 | 1 | 0 | 1 | 0 | 0 | 1 | 2 | 1 | 5 | 0 | 5 | 12 | 57 |

Table 1: Licensed Individuals by Program, by County of Residence PLCU FY2014

| PROGRAM | | | | | | | | | | | | | | | | | | | | | | | | | |
|-------------|----|----|-----|----|----|----|----|------|-----|-----|----|-----|----|----|-----|------|-------|------|-----|----|-----|----|-----|-----|-----------------|
| COUNTY | AT | AU | CEO | CP | DT | DX | FD | LCDC | LPC | MFT | MP | MT | MW | OE | O&P | Opt. | Perf. | PERS | RCP | RS | SLP | SO | SW | XR | Total by County |
| JACK | 2 | 0 | 0 | 0 | 0 | 4 | 0 | 1 | 5 | 1 | 0 | 7 | 0 | 0 | 0 | 0 | 0 | 0 | 4 | 0 | 5 | 0 | 7 | 11 | 46 |
| JACKSON | 0 | 0 | 1 | 0 | 3 | 0 | 0 | 3 | 3 | 0 | 0 | 7 | 0 | 0 | 0 | 0 | 1 | 0 | 11 | 3 | 5 | 0 | 6 | 19 | 62 |
| JASPER | 2 | 0 | 0 | 0 | 5 | 1 | 2 | 1 | 12 | 0 | 0 | 29 | 0 | 0 | 0 | 0 | 0 | 20 | 3 | 14 | 0 | 20 | 54 | 163 | |
| JEFF DAVIS | 2 | 0 | 0 | 0 | 0 | 0 | 0 | 0 | 3 | 0 | 0 | 3 | 0 | 0 | 0 | 0 | 0 | 1 | 0 | 1 | 1 | 1 | 1 | 0 | 12 |
| JEFFERSON | 29 | 15 | 14 | 2 | 45 | 3 | 5 | 132 | 147 | 11 | 3 | 146 | 0 | 22 | 12 | 0 | 7 | 8 | 205 | 5 | 117 | 10 | 185 | 375 | 1,498 |
| JIM HOGG | 0 | 0 | 0 | 0 | 0 | 0 | 0 | 4 | 1 | 0 | 0 | 1 | 0 | 1 | 0 | 0 | 0 | 0 | 0 | 0 | 2 | 0 | 1 | 2 | 12 |
| JIM WELLS | 2 | 1 | 4 | 0 | 6 | 0 | 0 | 28 | 26 | 0 | 0 | 25 | 0 | 16 | 0 | 0 | 0 | 0 | 14 | 1 | 32 | 0 | 19 | 34 | 208 |
| JOHNSON | 18 | 3 | 14 | 0 | 21 | 4 | 7 | 43 | 81 | 10 | 1 | 150 | 4 | 21 | 6 | 0 | 0 | 0 | 93 | 9 | 61 | 3 | 132 | 215 | 896 |
| JONES | 3 | 1 | 2 | 0 | 1 | 1 | 1 | 6 | 4 | 3 | 0 | 5 | 0 | 4 | 0 | 0 | 0 | 12 | 1 | 6 | 0 | 9 | 16 | 75 | |
| KARNES | 1 | 0 | 1 | 0 | 0 | 0 | 0 | 2 | 2 | 0 | 0 | 7 | 0 | 3 | 0 | 0 | 0 | 2 | 1 | 3 | 0 | 6 | 6 | 34 | |
| KAUFMAN | 18 | 2 | 29 | 0 | 6 | 4 | 6 | 42 | 63 | 10 | 0 | 112 | 3 | 4 | 0 | 0 | 0 | 57 | 8 | 53 | 1 | 77 | 155 | 650 | |
| KENDALL | 3 | 2 | 2 | 0 | 16 | 1 | 1 | 19 | 70 | 12 | 2 | 84 | 1 | 7 | 0 | 0 | 0 | 11 | 8 | 28 | 2 | 40 | 38 | 347 | |
| KENEDY | 0 | 0 | 0 | 0 | 0 | 0 | 0 | 0 | 0 | 0 | 0 | 0 | 0 | 0 | 0 | 0 | 0 | 0 | 0 | 0 | 0 | 0 | 0 | 0 | 0 |
| KENT | 0 | 0 | 0 | 0 | 0 | 1 | 0 | 0 | 1 | 0 | 0 | 0 | 0 | 0 | 0 | 0 | 0 | 0 | 0 | 1 | 0 | 1 | 1 | 5 | |
| KERR | 5 | 4 | 2 | 0 | 11 | 0 | 9 | 64 | 77 | 9 | 1 | 70 | 1 | 10 | 0 | 2 | 0 | 25 | 6 | 20 | 3 | 53 | 40 | 412 | |
| KIMBLE | 0 | 0 | 0 | 0 | 0 | 0 | 0 | 1 | 0 | 0 | 0 | 4 | 0 | 0 | 0 | 0 | 0 | 0 | 0 | 1 | 0 | 1 | 4 | 11 | |
| KING | 0 | 0 | 0 | 0 | 0 | 0 | 0 | 0 | 0 | 0 | 0 | 0 | 0 | 0 | 0 | 0 | 0 | 1 | 0 | 0 | 0 | 0 | 0 | 1 | |
| KINNEY | 0 | 0 | 0 | 0 | 0 | 0 | 0 | 0 | 0 | 0 | 0 | 2 | 0 | 0 | 0 | 0 | 0 | 0 | 0 | 3 | 0 | 0 | 0 | 5 | |
| KLEBERG | 3 | 0 | 6 | 0 | 6 | 0 | 0 | 40 | 21 | 1 | 0 | 13 | 0 | 9 | 0 | 0 | 0 | 1 | 10 | 0 | 46 | 0 | 19 | 16 | 191 |
| KNOX | 0 | 0 | 0 | 0 | 0 | 0 | 0 | 1 | 1 | 0 | 0 | 2 | 0 | 0 | 0 | 0 | 0 | 1 | 0 | 2 | 0 | 6 | 4 | 17 | |
| LA SALLE | 3 | 0 | 1 | 0 | 0 | 0 | 0 | 0 | 2 | 1 | 0 | 0 | 0 | 0 | 0 | 0 | 0 | 0 | 0 | 2 | 0 | 1 | 2 | 12 | |
| LAMAR | 5 | 2 | 4 | 0 | 2 | 7 | 6 | 13 | 34 | 3 | 0 | 30 | 0 | 4 | 4 | 0 | 2 | 0 | 31 | 1 | 21 | 2 | 53 | 91 | 315 |
| LAMB | 1 | 0 | 1 | 0 | 0 | 1 | 0 | 3 | 2 | 0 | 0 | 6 | 0 | 1 | 0 | 0 | 0 | 1 | 3 | 0 | 3 | 0 | 1 | 16 | 39 |
| LAMPASAS | 2 | 0 | 3 | 0 | 2 | 0 | 0 | 17 | 21 | 3 | 0 | 23 | 0 | 1 | 0 | 0 | 0 | 1 | 9 | 0 | 7 | 0 | 21 | 23 | 133 |
| LAVACA | 4 | 0 | 2 | 0 | 2 | 1 | 0 | 2 | 7 | 0 | 1 | 9 | 0 | 1 | 0 | 0 | 0 | 18 | 0 | 7 | 0 | 9 | 22 | 85 | |
| LEE | 0 | 0 | 2 | 0 | 1 | 0 | 0 | 6 | 16 | 1 | 0 | 19 | 0 | 4 | 0 | 0 | 0 | 0 | 0 | 5 | 7 | 6 | 15 | 82 | |
| LEON | 0 | 0 | 0 | 0 | 0 | 0 | 0 | 1 | 4 | 0 | 0 | 11 | 0 | 0 | 0 | 0 | 0 | 4 | 1 | 1 | 0 | 2 | 8 | 32 | |
| LIBERTY | 5 | 0 | 12 | 0 | 3 | 0 | 3 | 17 | 17 | 3 | 0 | 51 | 1 | 7 | 0 | 0 | 0 | 4 | 28 | 3 | 15 | 3 | 11 | 73 | 256 |
| LIMESTONE | 3 | 0 | 2 | 0 | 2 | 1 | 0 | 5 | 4 | 0 | 0 | 18 | 0 | 6 | 0 | 0 | 0 | 15 | 0 | 8 | 0 | 12 | 20 | 96 | |
| LIPSCOMB | 0 | 0 | 2 | 0 | 0 | 0 | 0 | 0 | 2 | 0 | 0 | 3 | 0 | 0 | 0 | 0 | 0 | 0 | 0 | 2 | 0 | 0 | 1 | 10 | |
| LIVE OAK | 1 | 0 | 1 | 0 | 1 | 0 | 0 | 1 | 4 | 0 | 0 | 9 | 0 | 0 | 0 | 0 | 0 | 1 | 1 | 6 | 1 | 1 | 4 | 31 | |
| LLANO | 3 | 2 | 4 | 0 | 1 | 1 | 2 | 2 | 10 | 2 | 0 | 22 | 0 | 2 | 0 | 0 | 0 | 8 | 1 | 7 | 0 | 7 | 22 | 96 | |
| LOVING | 0 | 0 | 0 | 0 | 0 | 0 | 0 | 0 | 0 | 0 | 0 | 0 | 0 | 0 | 0 | 0 | 0 | 0 | 0 | 0 | 0 | 0 | 0 | 0 | 0 |
| LUBBOCK | 98 | 31 | 21 | 1 | 77 | 17 | 29 | 165 | 324 | 74 | 6 | 292 | 1 | 31 | 13 | 2 | 6 | 3 | 249 | 28 | 246 | 7 | 293 | 440 | 2,454 |
| LYNN | 0 | 1 | 1 | 0 | 0 | 1 | 0 | 0 | 4 | 0 | 0 | 10 | 0 | 1 | 0 | 0 | 0 | 3 | 0 | 1 | 0 | 2 | 3 | 27 | |
| MADISON | 0 | 0 | 0 | 0 | 0 | 0 | 1 | 3 | 5 | 1 | 0 | 4 | 0 | 1 | 0 | 0 | 0 | 4 | 0 | 4 | 0 | 5 | 8 | 36 | |
| MARION | 0 | 0 | 0 | 0 | 0 | 0 | 0 | 2 | 5 | 0 | 0 | 15 | 0 | 1 | 0 | 0 | 0 | 2 | 0 | 3 | 0 | 3 | 5 | 36 | |
| MARTIN | 0 | 0 | 1 | 0 | 0 | 4 | 0 | 1 | 0 | 0 | 0 | 4 | 0 | 1 | 0 | 0 | 0 | 2 | 1 | 1 | 0 | 1 | 5 | 21 | |
| MASON | 0 | 0 | 1 | 0 | 0 | 0 | 0 | 1 | 2 | 1 | 0 | 4 | 0 | 0 | 0 | 0 | 0 | 0 | 1 | 4 | 0 | 5 | 8 | 27 | |
| MATAGORDA | 4 | 0 | 3 | 0 | 2 | 0 | 3 | 3 | 12 | 2 | 0 | 21 | 0 | 2 | 0 | 0 | 0 | 8 | 1 | 12 | 1 | 12 | 47 | 133 | |
| MAVERICK | 4 | 0 | 8 | 1 | 2 | 0 | 0 | 9 | 7 | 0 | 0 | 6 | 1 | 7 | 0 | 0 | 0 | 13 | 0 | 32 | 0 | 12 | 24 | 126 | |
| MCCULLOCH | 1 | 0 | 1 | 0 | 2 | 1 | 0 | 0 | 6 | 0 | 0 | 5 | 0 | 2 | 0 | 0 | 0 | 4 | 0 | 1 | 0 | 2 | 8 | 33 | |
| MCLENNAN | 47 | 14 | 17 | 3 | 53 | 3 | 10 | 88 | 204 | 17 | 2 | 161 | 0 | 26 | 10 | 0 | 3 | 3 | 166 | 10 | 180 | 9 | 364 | 332 | 1,722 |
| MCMULLEN | 0 | 0 | 0 | 0 | 0 | 0 | 0 | 0 | 0 | 0 | 0 | 2 | 0 | 0 | 0 | 0 | 0 | 0 | 0 | 1 | 0 | 0 | 0 | 3 | |
| MEDINA | 6 | 0 | 8 | 0 | 11 | 0 | 1 | 20 | 36 | 3 | 1 | 40 | 0 | 0 | 0 | 1 | 0 | 18 | 4 | 35 | 0 | 24 | 59 | 267 | |
| MENARD | 0 | 0 | 0 | 0 | 0 | 0 | 0 | 0 | 0 | 0 | 0 | 1 | 0 | 0 | 0 | 0 | 0 | 1 | 0 | 0 | 0 | 0 | 1 | 3 | |
| MIDLAND | 17 | 7 | 8 | 2 | 30 | 10 | 5 | 66 | 105 | 10 | 1 | 145 | 3 | 19 | 8 | 2 | 2 | 0 | 128 | 5 | 74 | 1 | 91 | 175 | 914 |
| MILAM | 1 | 0 | 1 | 0 | 0 | 0 | 0 | 4 | 7 | 1 | 0 | 17 | 0 | 7 | 1 | 1 | 0 | 6 | 3 | 4 | 0 | 6 | 23 | 82 | |
| MILLS | 0 | 0 | 0 | 0 | 1 | 0 | 0 | 5 | 8 | 0 | 0 | 3 | 0 | 0 | 1 | 0 | 0 | 1 | 0 | 2 | 0 | 7 | 4 | 32 | |
| MITCHELL | 0 | 0 | 2 | 0 | 0 | 0 | 0 | 0 | 1 | 1 | 0 | 3 | 0 | 0 | 0 | 0 | 0 | 2 | 0 | 2 | 0 | 1 | 6 | 18 | |
| MONTAGUE | 1 | 0 | 2 | 0 | 1 | 1 | 0 | 2 | 7 | 0 | 0 | 18 | 0 | 0 | 0 | 0 | 0 | 14 | 1 | 6 | 0 | 11 | 18 | 82 | |
| MONTGOMERY | 50 | 19 | 16 | 1 | 88 | 7 | 17 | 160 | 361 | 65 | 9 | 534 | 1 | 31 | 14 | 1 | 9 | 0 | 214 | 16 | 268 | 10 | 197 | 408 | 2,496 |
| MOORE | 1 | 0 | 0 | 0 | 1 | 0 | 0 | 1 | 4 | 0 | 0 | 6 | 0 | 4 | 0 | 0 | 0 | 5 | 0 | 4 | 0 | 6 | 10 | 42 | |
| MORRIS | 0 | 0 | 0 | 0 | 2 | 0 | 0 | 4 | 2 | 0 | 0 | 10 | 0 | 2 | 0 | 0 | 0 | 8 | 0 | 10 | 0 | 7 | 18 | 63 | |
| MOTLEY | 0 | 0 | 1 | 0 | 0 | 0 | 0 | 0 | 0 | 0 | 0 | 0 | 0 | 0 | 0 | 0 | 0 | 0 | 0 | 1 | 0 | 0 | 2 | 4 | |
| NACOGDOCHES | 30 | 3 | 5 | 0 | 21 | 5 | 0 | 18 | 62 | 2 | 0 | 36 | 0 | 6 | 2 | 1 | 2 | 0 | 41 | 5 | 65 | 1 | 83 | 71 | 459 |
| NAVARRO | 2 | 0 | 5 | 1 | 4 | 4 | 2 | 7 | 25 | 2 | 0 | 31 | 0 | 12 | 4 | 2 | 0 | 3 | 19 | 3 | 14 | 1 | 21 | 43 | 205 |
| NEWTON | 1 | 0 | 0 | 0 | 2 | 0 | 2 | 2 | 1 | 0 | 0 | 5 | 0 | 1 | 0 | 0 | 0 | 4 | 0 | 3 | 0 | 6 | 10 | 37 | |
| NOLAN | 1 | 0 | 1 | 0 | 0 | 0 | 0 | 5 | 8 | 2 | 0 | 12 | 0 | 1 | 0 | 0 | 0 | 8 | 0 | 5 | 0 | 7 | 8 | 58 | |
| NUECES | 41 | 11 | 23 | 3 | 69 | 6 | 17 | 203 | 336 | 41 | 3 | 340 | 3 | 54 | 16 | 2 | 5 | 2 | 213 | 6 | 200 | 7 | 223 | 398 | 2,222 |
| OCHILTREE | 2 | 0 | 0 | 0 | 1 | 0 | 1 | 0 | 5 | 0 | 0 | 6 | 0 | 2 | 0 | 0 | 0 | 4 | 0 | 0 | 0 | 0 | 7 | 28 | |
| OLDHAM | 0 | 0 | 0 | 0 | 0 | 0 | 0 | 1 | 11 | 0 | 0 | 0 | 0 | 0 | 0 | 0 | 0 | 3 | 0 | 1 | 0 | 2 | 1 | 19 | |

Table 1: Licensed Individuals by Program, by County of Residence PLCU FY2014

| PROGRAM | | | | | | | | | | | | | | | | | | | | | | | | | |
|---------------------|-----|-----|-----|----|-----|----|----|------|-------|-----|-----|-------|----|----|-----|------|-------|------|-------|----|-------|----|-------|-------|-----------------|
| COUNTY | AT | AU | CEO | CP | DT | DX | FD | LCDC | LPC | MFT | MP | MT | MW | OE | O&P | Opt. | Perf. | PERS | RCP | RS | SLP | SO | SW | XR | Total by County |
| ORANGE | 8 | 1 | 4 | 1 | 9 | 0 | 13 | 15 | 30 | 2 | 0 | 46 | 0 | 12 | 0 | 0 | 0 | 2 | 62 | 2 | 28 | 1 | 27 | 156 | 419 |
| OUT OF ST/NOT FOUND | 302 | 161 | 38 | 10 | 497 | 51 | 28 | 377 | 1,381 | 303 | 173 | 2,323 | 20 | 22 | 107 | 8 | 68 | 49 | 1,733 | 38 | 1,705 | 20 | 1,763 | 2,656 | 13,833 |

Table 1: Licensed Individuals by Program, by County of Residence PLCU FY2014

| PROGRAM | | | | | | | | | | | | | | | | | | | | | | | | | |
|---------------|-----|----|-----|----|-----|----|----|------|-------|-----|----|-------|----|----|-----|------|-------|------|-------|----|-------|----|-------|-------|-----------------|
| COUNTY | AT | AU | CEO | CP | DT | DX | FD | LCDC | LPC | MFT | MP | MT | MW | OE | O&P | Opt. | Perf. | PERS | RCP | RS | SLP | SO | SW | XR | Total by County |
| PALO PINTO | 2 | 0 | 4 | 0 | 1 | 7 | 2 | 10 | 2 | 0 | 0 | 17 | 0 | 15 | 0 | 0 | 0 | 0 | 19 | 0 | 14 | 0 | 9 | 17 | 119 |
| PANOLA | 0 | 0 | 1 | 0 | 1 | 0 | 1 | 6 | 5 | 1 | 0 | 13 | 0 | 6 | 2 | 0 | 0 | 0 | 6 | 0 | 12 | 0 | 11 | 12 | 77 |
| PARKER | 13 | 7 | 12 | 0 | 31 | 7 | 7 | 47 | 91 | 12 | 1 | 130 | 4 | 8 | 4 | 2 | 1 | 0 | 109 | 9 | 84 | 1 | 89 | 186 | 855 |
| PARMER | 0 | 0 | 1 | 0 | 0 | 0 | 0 | 0 | 0 | 0 | 0 | 5 | 0 | 1 | 0 | 0 | 0 | 0 | 4 | 0 | 4 | 0 | 1 | 8 | 24 |
| PECOS | 0 | 0 | 3 | 0 | 0 | 0 | 0 | 6 | 0 | 0 | 0 | 2 | 0 | 2 | 0 | 0 | 0 | 0 | 4 | 0 | 3 | 0 | 0 | 13 | 33 |
| POLK | 5 | 0 | 2 | 0 | 2 | 0 | 3 | 11 | 22 | 0 | 0 | 34 | 1 | 5 | 0 | 0 | 0 | 1 | 29 | 5 | 12 | 0 | 20 | 52 | 204 |
| POTTER | 14 | 5 | 3 | 2 | 27 | 4 | 6 | 51 | 174 | 21 | 1 | 223 | 2 | 18 | 10 | 1 | 1 | 4 | 142 | 14 | 66 | 5 | 174 | 251 | 1,219 |
| PRESIDIO | 2 | 0 | 1 | 0 | 0 | 0 | 0 | 0 | 3 | 0 | 0 | 4 | 0 | 1 | 0 | 0 | 0 | 0 | 0 | 0 | 1 | 0 | 0 | 1 | 13 |
| RAINS | 1 | 0 | 1 | 0 | 1 | 0 | 0 | 2 | 2 | 0 | 0 | 6 | 0 | 0 | 0 | 0 | 0 | 0 | 5 | 0 | 0 | 0 | 3 | 8 | 29 |
| RANDALL | 17 | 8 | 5 | 0 | 11 | 1 | 2 | 18 | 89 | 6 | 2 | 85 | 0 | 1 | 3 | 0 | 1 | 3 | 76 | 4 | 90 | 12 | 86 | 151 | 671 |
| REAGAN | 1 | 0 | 0 | 0 | 0 | 0 | 0 | 0 | 0 | 0 | 0 | 0 | 0 | 0 | 0 | 0 | 0 | 0 | 0 | 0 | 0 | 0 | 0 | 3 | 4 |
| REAL | 0 | 0 | 0 | 0 | 1 | 0 | 0 | 0 | 3 | 1 | 0 | 6 | 0 | 0 | 1 | 0 | 0 | 0 | 1 | 0 | 1 | 0 | 4 | 1 | 19 |
| RED RIVER | 0 | 0 | 0 | 0 | 1 | 1 | 0 | 2 | 4 | 0 | 0 | 6 | 0 | 0 | 0 | 0 | 0 | 0 | 13 | 1 | 2 | 0 | 7 | 13 | 50 |
| REEVES | 1 | 0 | 2 | 0 | 1 | 0 | 0 | 1 | 0 | 0 | 0 | 2 | 0 | 0 | 0 | 0 | 0 | 1 | 3 | 0 | 2 | 0 | 2 | 7 | 22 |
| REFUGIO | 1 | 0 | 1 | 0 | 0 | 0 | 0 | 0 | 1 | 0 | 0 | 7 | 0 | 0 | 0 | 0 | 0 | 0 | 7 | 0 | 1 | 0 | 1 | 7 | 26 |
| ROBERTS | 0 | 0 | 0 | 0 | 0 | 1 | 0 | 0 | 0 | 1 | 0 | 1 | 0 | 0 | 0 | 0 | 0 | 0 | 0 | 0 | 0 | 0 | 0 | 2 | 5 |
| ROBERTSON | 1 | 1 | 0 | 0 | 1 | 2 | 1 | 4 | 3 | 2 | 0 | 13 | 0 | 2 | 0 | 0 | 0 | 0 | 1 | 0 | 3 | 0 | 6 | 10 | 50 |
| ROCKWALL | 19 | 4 | 22 | 0 | 15 | 16 | 8 | 26 | 105 | 19 | 2 | 142 | 1 | 2 | 3 | 0 | 2 | 2 | 73 | 6 | 107 | 0 | 74 | 156 | 804 |
| RUNNELS | 1 | 0 | 0 | 0 | 0 | 1 | 0 | 0 | 4 | 0 | 0 | 13 | 0 | 0 | 0 | 0 | 0 | 0 | 5 | 0 | 4 | 0 | 7 | 13 | 48 |
| RUSK | 4 | 0 | 6 | 0 | 3 | 0 | 2 | 59 | 12 | 1 | 0 | 31 | 1 | 5 | 0 | 0 | 0 | 0 | 25 | 1 | 22 | 1 | 32 | 46 | 251 |
| SABINE | 1 | 1 | 1 | 0 | 0 | 0 | 0 | 2 | 2 | 0 | 0 | 4 | 0 | 0 | 0 | 0 | 0 | 0 | 3 | 0 | 1 | 0 | 4 | 10 | 29 |
| SAN AUGUSTINE | 0 | 0 | 0 | 0 | 0 | 0 | 1 | 0 | 2 | 0 | 0 | 2 | 0 | 0 | 0 | 0 | 0 | 0 | 6 | 0 | 2 | 0 | 3 | 11 | 27 |
| SAN JACINTO | 0 | 1 | 1 | 0 | 1 | 1 | 1 | 7 | 9 | 1 | 0 | 18 | 0 | 0 | 0 | 0 | 0 | 0 | 8 | 0 | 7 | 1 | 6 | 15 | 77 |
| SAN PATRICIO | 6 | 2 | 8 | 1 | 1 | 1 | 0 | 35 | 25 | 0 | 0 | 42 | 0 | 2 | 0 | 1 | 0 | 0 | 44 | 1 | 26 | 1 | 27 | 75 | 298 |
| SAN SABA | 0 | 0 | 1 | 0 | 1 | 1 | 0 | 1 | 0 | 0 | 0 | 2 | 0 | 0 | 0 | 0 | 0 | 0 | 0 | 0 | 2 | 1 | 2 | 2 | 13 |
| SCHLEICHER | 0 | 0 | 0 | 0 | 0 | 0 | 0 | 0 | 1 | 1 | 0 | 1 | 0 | 0 | 0 | 0 | 0 | 0 | 0 | 0 | 0 | 0 | 3 | 8 | 14 |
| SCURRY | 2 | 0 | 2 | 0 | 0 | 0 | 0 | 1 | 2 | 1 | 0 | 8 | 0 | 4 | 0 | 0 | 0 | 0 | 3 | 0 | 4 | 0 | 4 | 10 | 41 |
| SHACKELFORD | 0 | 0 | 0 | 0 | 1 | 1 | 0 | 6 | 3 | 2 | 0 | 2 | 0 | 0 | 0 | 0 | 0 | 0 | 1 | 0 | 1 | 0 | 3 | 5 | 25 |
| SHELBY | 3 | 0 | 1 | 0 | 2 | 1 | 0 | 0 | 11 | 1 | 0 | 11 | 0 | 0 | 0 | 0 | 0 | 0 | 5 | 1 | 12 | 1 | 15 | 15 | 79 |
| SHERMAN | 0 | 0 | 0 | 0 | 0 | 0 | 0 | 0 | 0 | 0 | 0 | 2 | 0 | 0 | 0 | 0 | 0 | 0 | 1 | 0 | 2 | 0 | 2 | 1 | 8 |
| SMITH | 37 | 11 | 18 | 3 | 57 | 5 | 17 | 142 | 203 | 23 | 8 | 214 | 5 | 28 | 14 | 0 | 8 | 2 | 217 | 25 | 141 | 10 | 205 | 377 | 1,770 |
| SOMERVELL | 0 | 0 | 1 | 0 | 0 | 0 | 1 | 5 | 8 | 0 | 0 | 10 | 0 | 2 | 0 | 0 | 0 | 0 | 5 | 1 | 5 | 0 | 11 | 12 | 61 |
| STARR | 4 | 2 | 0 | 1 | 12 | 1 | 0 | 9 | 13 | 0 | 0 | 19 | 0 | 3 | 0 | 0 | 0 | 2 | 15 | 0 | 141 | 0 | 16 | 22 | 260 |
| STEPHENS | 1 | 0 | 2 | 0 | 0 | 1 | 0 | 18 | 3 | 0 | 0 | 8 | 0 | 4 | 0 | 0 | 0 | 0 | 3 | 1 | 3 | 0 | 3 | 5 | 52 |
| STERLING | 1 | 0 | 0 | 0 | 0 | 0 | 0 | 0 | 0 | 0 | 0 | 3 | 0 | 0 | 0 | 0 | 0 | 0 | 0 | 0 | 1 | 0 | 1 | 0 | 6 |
| STONEWALL | 0 | 0 | 0 | 0 | 0 | 0 | 0 | 0 | 1 | 0 | 0 | 0 | 0 | 0 | 0 | 0 | 0 | 0 | 0 | 0 | 0 | 0 | 0 | 1 | 2 |
| SUTTON | 1 | 0 | 0 | 0 | 0 | 0 | 0 | 0 | 1 | 0 | 0 | 2 | 0 | 0 | 0 | 0 | 0 | 0 | 2 | 0 | 0 | 0 | 1 | 5 | 12 |
| SWISHER | 1 | 0 | 1 | 0 | 1 | 2 | 0 | 3 | 6 | 0 | 0 | 8 | 0 | 2 | 0 | 0 | 0 | 0 | 3 | 0 | 5 | 0 | 0 | 3 | 35 |
| TARRANT | 259 | 87 | 236 | 7 | 345 | 76 | 41 | 662 | 1,617 | 247 | 21 | 2,016 | 25 | 97 | 53 | 7 | 16 | 12 | 1,006 | 69 | 1,090 | 33 | 2,036 | 2,186 | 12,244 |
| TAYLOR | 47 | 12 | 6 | 0 | 23 | 3 | 2 | 73 | 162 | 44 | 1 | 93 | 1 | 9 | 11 | 0 | 4 | 1 | 102 | 9 | 116 | 5 | 158 | 192 | 1,074 |
| TERRELL | 0 | 0 | 0 | 0 | 0 | 0 | 0 | 0 | 0 | 0 | 0 | 0 | 0 | 0 | 0 | 0 | 0 | 0 | 1 | 0 | 1 | 0 | 0 | 0 | 2 |
| TERRY | 2 | 0 | 2 | 0 | 2 | 1 | 0 | 0 | 1 | 0 | 0 | 2 | 0 | 6 | 0 | 0 | 0 | 0 | 2 | 0 | 1 | 0 | 3 | 7 | 29 |
| THROCKMORTON | 0 | 0 | 0 | 0 | 0 | 3 | 1 | 1 | 4 | 1 | 0 | 0 | 0 | 0 | 0 | 0 | 0 | 0 | 1 | 0 | 0 | 0 | 2 | 2 | 15 |
| TITUS | 2 | 0 | 1 | 0 | 1 | 0 | 0 | 3 | 18 | 2 | 0 | 4 | 1 | 0 | 0 | 0 | 0 | 1 | 8 | 2 | 17 | 0 | 16 | 22 | 98 |
| TOM GREEN | 31 | 5 | 10 | 2 | 23 | 7 | 6 | 76 | 93 | 7 | 1 | 90 | 0 | 17 | 8 | 0 | 3 | 0 | 76 | 8 | 58 | 4 | 80 | 134 | 739 |
| TRAVIS | 120 | 91 | 47 | 8 | 302 | 75 | 31 | 505 | 1,558 | 336 | 12 | 2,662 | 29 | 80 | 35 | 2 | 14 | 12 | 328 | 94 | 896 | 34 | 2,399 | 834 | 10,504 |
| TRINITY | 1 | 0 | 1 | 0 | 1 | 3 | 1 | 3 | 12 | 2 | 0 | 6 | 0 | 0 | 2 | 0 | 0 | 1 | 12 | 2 | 7 | 0 | 9 | 14 | 77 |
| TYLER | 1 | 1 | 2 | 0 | 2 | 1 | 0 | 1 | 13 | 0 | 0 | 10 | 0 | 1 | 0 | 0 | 0 | 0 | 11 | 1 | 11 | 0 | 10 | 30 | 95 |
| UPSHUR | 5 | 0 | 1 | 0 | 0 | 1 | 3 | 14 | 18 | 1 | 0 | 31 | 2 | 10 | 0 | 0 | 1 | 0 | 30 | 1 | 14 | 0 | 30 | 62 | 224 |
| UPTON | 0 | 0 | 0 | 0 | 0 | 0 | 0 | 1 | 0 | 0 | 0 | 1 | 0 | 0 | 0 | 0 | 0 | 0 | 1 | 0 | 1 | 0 | 1 | 5 | 10 |
| UVALDE | 0 | 0 | 2 | 0 | 2 | 2 | 3 | 13 | 13 | 1 | 0 | 20 | 0 | 7 | 0 | 0 | 0 | 0 | 9 | 2 | 12 | 0 | 11 | 33 | 130 |
| VAL VERDE | 2 | 2 | 0 | 1 | 3 | 1 | 2 | 6 | 9 | 2 | 0 | 14 | 2 | 8 | 0 | 0 | 0 | 1 | 8 | 0 | 16 | 0 | 14 | 24 | 115 |
| VAN ZANDT | 1 | 1 | 8 | 1 | 3 | 3 | 3 | 18 | 20 | 3 | 0 | 51 | 2 | 6 | 0 | 0 | 0 | 0 | 27 | 2 | 20 | 1 | 22 | 52 | 244 |
| VICTORIA | 9 | 6 | 5 | 2 | 17 | 0 | 6 | 21 | 72 | 9 | 0 | 76 | 0 | 13 | 2 | 0 | 2 | 4 | 124 | 4 | 57 | 3 | 57 | 116 | 605 |
| WALKER | 6 | 2 | 6 | 1 | 6 | 0 | 2 | 33 | 66 | 7 | 1 | 28 | 0 | 16 | 0 | 1 | 0 | 0 | 9 | 6 | 15 | 9 | 33 | 24 | 271 |
| WALLER | 9 | 0 | 2 | 0 | 9 | 1 | 0 | 11 | 33 | 3 | 0 | 55 | 0 | 4 | 0 | 0 | 1 | 0 | 9 | 2 | 24 | 0 | 19 | 45 | 227 |
| WARD | 1 | 0 | 2 | 0 | 0 | 0 | 0 | 1 | 2 | 1 | 0 | 7 | 0 | 1 | 0 | 0 | 0 | 0 | 4 | 0 | 3 | 0 | 2 | 6 | 30 |
| WASHINGTON | 4 | 0 | 6 | 0 | 12 | 0 | 3 | 10 | 23 | 5 | 0 | 32 | 1 | 4 | 0 | 0 | 0 | 1 | 8 | 3 | 9 | 0 | 23 | 19 | 163 |
| WEBB | 17 | 1 | 32 | 8 | 27 | 1 | 3 | 158 | 96 | 2 | 0 | 72 | 1 | 16 | 3 | 1 | 0 | 2 | 50 | 14 | 247 | 2 | 75 | 144 | 972 |
| WHARTON | 2 | 1 | 8 | 1 | 6 | 0 | 1 | 3 | 21 | 3 | 0 | 25 | 0 | 2 | 0 | 0 | 0 | 0 | 5 | 0 | 14 | 0 | 21 | 73 | 186 |
| WHEELER | 0 | 0 | 0 | 0 | 0 | 0 | 0 | 0 | 0 | 0 | 0 | 6 | 0 | 0 | 0 | 0 | 0 | 0 | 1 | 0 | 1 | 0 | 1 | 5 | 14 |
| WICHITA | 26 | 4 | 9 | 1 | 14 | 3 | 11 | 40 | 116 | 20 | 1 | 112 | 1 | 7 | 2 | 0 | 1 | 1 | 81 | 1 | 55 | 1 | 163 | 174 | 844 |

Table 1: Licensed Individuals by Program, by County of Residence PLCU FY2014

| PROGRAM | | | | | | | | | | | | | | | | | | | | | | | | | |
|--------------|--------------|--------------|--------------|------------|--------------|--------------|------------|--------------|---------------|--------------|------------|---------------|------------|--------------|------------|------------|------------|------------|---------------|--------------|---------------|------------|---------------|---------------|-----------------|
| COUNTY | AT | AU | CEO | CP | DT | DX | FD | LCDC | LPC | MFT | MP | MT | MW | OE | O&P | Opt. | Perf. | PERS | RCP | RS | SLP | SO | SW | XR | Total by County |
| WILBARGER | 2 | 0 | 2 | 0 | 1 | 0 | 0 | 8 | 13 | 0 | 0 | 16 | 0 | 0 | 0 | 0 | 0 | 0 | 5 | 0 | 6 | 1 | 42 | 10 | 106 |
| WILLACY | 2 | 0 | 1 | 0 | 2 | 0 | 0 | 4 | 7 | 0 | 0 | 10 | 0 | 3 | 0 | 0 | 0 | 0 | 2 | 0 | 19 | 0 | 12 | 28 | 90 |
| WILLIAMSON | 72 | 29 | 29 | 0 | 83 | 15 | 13 | 168 | 415 | 65 | 6 | 710 | 3 | 47 | 12 | 2 | 3 | 6 | 244 | 39 | 293 | 11 | 490 | 490 | 3,245 |
| WILSON | 5 | 1 | 2 | 0 | 1 | 1 | 1 | 12 | 38 | 1 | 0 | 49 | 2 | 7 | 0 | 0 | 0 | 0 | 29 | 5 | 21 | 1 | 31 | 51 | 258 |
| WINKLER | 1 | 0 | 1 | 0 | 0 | 1 | 0 | 0 | 0 | 0 | 0 | 3 | 0 | 0 | 0 | 0 | 0 | 0 | 2 | 0 | 1 | 0 | 1 | 2 | 12 |
| WISE | 9 | 1 | 13 | 0 | 3 | 2 | 1 | 19 | 26 | 0 | 0 | 61 | 0 | 5 | 1 | 1 | 0 | 0 | 41 | 1 | 21 | 0 | 31 | 86 | 322 |
| WOOD | 1 | 1 | 3 | 0 | 3 | 1 | 1 | 17 | 24 | 4 | 0 | 32 | 1 | 7 | 0 | 0 | 0 | 0 | 20 | 2 | 6 | 1 | 23 | 34 | 181 |
| YOAKUM | 3 | 1 | 1 | 0 | 1 | 0 | 0 | 0 | 0 | 0 | 0 | 3 | 0 | 0 | 0 | 0 | 0 | 0 | 1 | 0 | 3 | 0 | 0 | 7 | 20 |
| YOUNG | 3 | 0 | 2 | 0 | 2 | 2 | 1 | 4 | 4 | 0 | 0 | 23 | 0 | 3 | 0 | 0 | 0 | 0 | 8 | 0 | 7 | 1 | 12 | 10 | 82 |
| ZAPATA | 1 | 0 | 3 | 0 | 0 | 0 | 0 | 4 | 0 | 0 | 0 | 4 | 0 | 6 | 0 | 0 | 0 | 0 | 0 | 0 | 17 | 0 | 0 | 8 | 43 |
| ZAVALA | 1 | 0 | 1 | 0 | 0 | 0 | 0 | 0 | 2 | 0 | 0 | 0 | 0 | 3 | 0 | 0 | 0 | 0 | 0 | 0 | 2 | 0 | 3 | 7 | 19 |
| TOTAL | 3,142 | 1,253 | 2,246 | 140 | 5,158 | 1,040 | 745 | 9,868 | 21,261 | 3,385 | 627 | 30,314 | 251 | 2,226 | 842 | 105 | 375 | 270 | 14,910 | 1,242 | 17,345 | 543 | 23,053 | 29,098 | 169,439 |

Legend of Abbreviations, Table 1

| | |
|------|---|
| AT | Athletic Trainers |
| CEO | Code Enforcement Officer |
| CP | Contact Lens Dispensing Permit |
| SO | Council on Sex Offender Treatment |
| DT | Dietitian |
| DX | Dyslexia Therapist/Practitioner |
| FD | Fitting & Dispensing of Hearing Instruments |
| LCDC | Lic. Chemical Dependency Counselors |
| LPC | Lic. Professional Counselor |
| MFT | Marriage & Family Therapist |
| MT | Massage Therapy |
| MP | Medical Physicist |
| XR | Medical Radiologic Technologist |
| MW | Midwifery |
| OE | Offender Education |
| OPT | Opticians |
| O&P | Orthotics & Prosthetics |
| PERF | Perfusionist |
| PERS | Personal Emergency Response System |
| RS | Registered Sanitarians |
| RCP | Respiratory Care Practitioner |
| SW | Social Worker |
| SLP | Speech-Language Pathologist |
| AU | Audiologist |

Appendix B - Health Professions Council

FY 14 Estimated Fees Collected Section IV.D Operating Budget

To comply with Section 6, SB 1058 (81st Regular)

FY 14 Estimated Expenses Section II.C Operating Budget

To comply with Section 6, SB 1058 (81st Regular)

Appendix B Estimated Fees and Revenues

| Agency | FY 2014 Fees Collected Estimate ** | FY 2014 Estimated Expenses |
|---|---------------------------------------|----------------------------|
| Texas State Board of Chiropractic Examiners | \$2,645,314 | \$794,511 |
| Texas State Board of Dental Examiners | \$11,513,192 | \$4,220,072 |
| Texas Medical Board | \$37,538,527 | \$11,743,400 |
| Texas Board of Nursing | \$14,080,251 | \$9,002,900 |
| Texas Optometry Board | \$1,580,565 | \$465,838 |
| Executive Council of Physical Therapy and Occupational Therapy Examiners | \$4,947,442 | \$1,208,927 |
| Texas State Board of Pharmacy | \$9,011,821 | \$7,096,403 |
| Texas State Board of Podiatric Medical Examiners | \$515,000 | \$281,202 |
| Texas State Board of Examiners of Psychologists | \$2,400,669 | \$858,421 |
| Texas State Board of Veterinary Medical Examiners | \$3,145,525 | \$1,172,967 |
| Texas Funeral Services Commission | \$1,591,000 | \$11,743,400 |
| * II.C. Summary of Budget by Object of Expense FY 2014 Operating Budget | | |
| ** IV.D. Estimated Revenue Collections Supporting Schedule FY 2014 Operating Budget | | |

Appendix C - Health Professions Council
Unfunded Needs of the Agency
To comply with Section 6, SB 1058 (81st Regular)

Appendix C - Health Professions Council

Unfunded Needs of the Agency

To comply with Section 6, SB 1058 (81st Regular)

| Agency | (6) any unfunded needs of the agency. |
|---------------|---|
| Chiropractic | <p>Funding for merit pay increases for Director of Enforcement, Director of Licensure, and Chief Financial Officer \$28,402/yr</p> <p>Funding to participate in FBI “rapback” program for licensees \$4,095/yr</p> <p>Funding to utilize investigative program “CLEAR” for all agency investigators \$5,940/yr</p> <p>**Note: Please see the TBCE Legislative Appropriations Request for more information on these immediate unfunded needs. Long-term needs are discussed in the TBCE Strategic Plan.</p> |
| Dental | Agency will outline unfunded needs in their upcoming Legislative Appropriations Request |
| Funeral Serv | In the past two legislative sessions, the agency has requested funding for merit salary increases for its staff, which it has not received. While the 83rd Legislature did award a 1% across the board pay increase for all classified staff for each year of the 2014-2015 biennium, the average salary at this agency is still \$13,574 below the average salary at other Article VIII regulatory agencies. |
| Medical Board | Agency will outline unfunded needs in their upcoming Legislative Appropriations Request |

| | |
|-----------|--|
| Nurse | Agency will outline unfunded needs in their upcoming Legislative Appropriations Request |
| Optometry | <p>The agency has requested exceptional items for staff merit raises. A competent, hard working and experienced staff is essential for the agency to continue to regulate higher number of licensees without increasing the FTE count at the agency. The agency, through the Health Professions Council, is also requesting increased information technology support that would be essential to the accurate and efficient operation of the agency.</p> |
| Pharmacy | <p>Although the TSBP was successful in obtaining additional appropriations for the majority of the requested exceptional items during the 83rd Legislative session, the agency has unfunded mandates from the 82nd Legislative Session that we not funded during the 83rd Session. Included in these unfunded mandates are:</p> <p>An 82nd Legislative Session contingency provision that required state agencies to contribute 1.0% of the total base wages and salaries for each employee of an agency, to the Employees Retirement System's Group Benefits Program. This provision was continued by the 83rd Legislature with an additional 0.05% payment for additional Payroll Contribution for Retirement Contribution.</p> <p>The agency has had to pay for this provision from the agency's existing appropriations mainly through the lapsing the salaries of vacated positions. If the agency is fully staffed and thus has no lapsed salaries, we will not be able to fund this expense.</p> <p>Funding for merit raises, hazardous and longevity pay increase and increases to mileage and hotel per diem. Specifically, the 81st Texas Legislature funded merit raises to reward high-performing employees; however, the agency was forced to cut the raises because a mandated budget cut. These funds were not restored to the agency in the 82nd or 83rd Legislative Session.</p> <p>If the State of Texas budget for 2016-2017 included further decreases in funding for TSBP, the agency's ability to protect the citizens of Texas and to provide quality customer service will be compromised.</p> |

| | |
|---------------|---|
| PT/OT | Concerning the unfunded needs of the agency, they consist of those denied exceptional items requested during the last legislative session, and those yet to be determined during the budget preparation phase preparatory for the 84th Legislative session |
| Podiatry | Agency will outline unfunded needs in their upcoming Legislative Appropriations Request |
| Psychologists | In the past two legislative sessions, the agency has requested funding for merit salary increases for its staff, which it has not received. While the 83rd Legislature did award a 1% across the board pay increase for all classified staff for each year of the 2014-2015 biennium, the average salary at this agency is still \$10,423 below the average salary at other Article VIII regulatory agencies. |
| Vet Med | Agency will outline unfunded needs in their upcoming Legislative Appropriations Request |

Appendix D - Health Professions Council Agencies Reports on Number of Persons Regulated by County*

To comply with Section 6, SB 1058 (81st Regular)

Licensee by County requirement is available online at the Texas Department of State Health Services Health Professions Resource Center. That information is available here: <http://www.dshs.state.tx.us/chs/hprc/health.shtm>